



**Three Fires Council
Camp Freeland Leslie
2020**

Webelos Resident Camp

LEADER GUIDE &

PARENT HANDBOOK

Prepared. For Life.

at

CAMP FREELAND LESLIE



Three Fires Council, BSA

Norris Service Center
415 North Second St.
St. Charles, IL 60174
Phone: 630.584.9250
Fax: 630.584.8598

Camp Freeland Leslie

Wheeler Office
105 Fawn Dr.
Oxford, WI 53952
Phone: 608.586.4312
Fax: 608.586.4762

Contacts

Taylor Price, CFL Camp Director.....Email: Taylor.Price@scouting.org

Tate Dowell, CFL Program Director.....Email:
tatenohdowell@gmail.com

Patrick Seeden, TFC Program Asst.Email:
Patrick.Seeden@scouting.org

This guide contains information to help leaders prepare for summer camp. More information can be found on the Camp Freeland Leslie website at threefirescouncil.org/camp-freeland-leslie.



**Camp Freeland Leslie is a
Boy Scouts of America
Nationally Accredited Camp**

Table of Contents

Contacts	2
Table of Contents	3
Pre-Camp Meetings	4
Three Dates and Locations — Pick the one most convenient!	4
Presentation Schedule	4
Refund Policy	4
Signing Up For Camp	5
Camper Fees & Payments	5
Financial Assistance	6
The Beginning of Camp	7
Things to Have Ready for Check-In	8
Pre-Camp Preparation Checklist	9
The Basics	10
Camp Policies	11
Additional Policies	14
Activities, Events, and Programs	15
Areas of Camp	18
2020 Webelos Resident Camp Daily Schedule	19
2020 Webelos Resident Camp Program Schedule	20
Suggested Packing List	21
Directions to Camp Freeland Leslie	22
2020 Webelos Resident Camp Menu	23
Map of Camp Freeland Leslie	24
Adjustments for COVID-19	25

Pre-Camp Meetings

Annual Informational Meeting

For parents, adult leaders, scoutmasters, and unit committee members Plan to send an adult leader to one of the pre-camp meetings below.

Three Dates and Locations — Pick the one most convenient!

Wednesday, February 26, 2020 – Norris Service Center, 415 N 2nd St, St Charles, IL 60174

Saturday, March 14, 2020 – Norris Service Center, 415 N 2nd St, St Charles, IL 60174
****Webelos Resident Camp 9:30-10:00 am, Boy Scout Summer Camp 10:00-11:30 am****

Presentation Schedule

6:30 – 7:00 pm Webelos
Resident Camp
7:00 – 8:30 pm Boy Scout
Summer Camp

Leader Guides, Program Guides, Parent Guides, and other forms will be available.
You can also download them at threefirescouncil.org/camp-freeland-leslie.

Meetings will be live streamed from the CFL Facebook page

Refund Policy

The camper fee refund policy is established by the volunteer Three Fires Council Camping Committee. **All requests for refunds must be made by using the [Refund Request Form](#) located in the forms section of the CFL website.** Refund requests are not accepted by phone or email unless a refund request form is sent as an attachment.

- **All refund requests must be received at least 30 days prior to the first day of the camp session or no refund will be issued.**
- Refunds within 30 days of a camp session may be considered only in the case of an emergency such as an injury, illness, or death in the family.
- **No refunds will be made if requested after the first day of the camp session.**

- **The \$25 camper deposit is not refundable.**
- Refunds will not be processed until approximately two weeks after the camp season is complete.

Signing Up For Camp

Registration

Registration and payment for Webelos Resident Camp is completed online at threefirescouncil.org/camp-freeland-leslie and can be done individually or by a unit coordinator. **All payments for Webelos Resident Camp should be made online with a credit card or e-check (unit checks should be paid by e-check through the online registration system, not the Scout stores).**

Webelos Resident Camp Date

Webelos Resident Camp Session 1: June 7 – June 10 (Sunday –
Wednesday)

Webelos Resident Camp Session 2: July 30 – August 2 (Thursday – Sunday)

Camper Fees & Payments

TYPE	RATE	PAYMENT DATE	DEPOSIT (Due on or before March 1, 2020)	REMAINING BALANCE	TOTAL FEE
YOUTH	Early Bird	Last day is April 10, 2020	\$25	\$165	\$190
	Regular	Last day is May 31, 2020	\$25	\$180	\$205
	Late	On or after June 1, 2020	\$25	\$195	\$220
DEN CHIEF	Regular	Before June 1, 2020	\$25	\$105	\$130
ADULT	Regular	Before June 1, 2020	\$25	\$105	\$130

Deposit

- **A non-refundable \$25 deposit for each youth and adult camper is due on or before March 1, 2020.**
 - **The payment date of the deposit does not guarantee the Early Bird Discount Rate. The full fee must be paid by the due date (May 1, 2020) in order to earn the Early Bird Discount**

Rate.

- Deposits are transferable between campers.
- Deposit payments are applied to the overall camper fee. For example, a youth camper with the Early Bird Discount Rate of \$185 only owes \$160 after the deposit is paid.
- Both youth and adults need to pay this deposit.

Webelos Youth Fee - \$185 (Early Bird Discount), \$200 (Regular), \$215 (Late)

- **The full camper fee must be paid on or before May 2, 2016 for the Early Bird Discount Rate to apply.**
- Full payment can be made at the time of the deposit, separately, or in several payments.
- This fee includes all meals, all programs, a camp patch, and a t-shirt.

Den Chief Fee - \$125

- The Den Chief Fee is \$125 regardless of the payment date.
- Full payment can be made at the time of the deposit, separately, or in several payments.
- This fee includes all meals, all programs, a camp patch.
- T-shirts for adults can be pre-ordered online for a fee.

Adult Fee - \$130

- The Adult Leader Fee is \$130 regardless of the payment date.
- Full payment can be made at the time of the deposit, separately, or in several payments.
- This fee includes all meals, all programs, a camp patch.
- T-shirts for adults can be pre-ordered online for a fee.

Payment Deadlines

Wednesday, March 1, 2020

- Both youth and adult deposits are due (\$25). **This deposit alone does not guarantee the Early Bird Discount for youth.**

Monday, April 10, 2020

- This is the last day to receive the Early Bird Discount Rate for youth campers. **Payments must be made in full on or before this date to qualify for the Early Bird Discount.**

Tuesday, April 11, 2020

- Youth increases to the Regular Rate.

Wednesday, May 31, 2020

- All camper payments (youth, den chiefs, and adult leaders) are due in full.

Thursday, June 1, 2020

- Youth fees incur a Late Fee.

Financial Assistance

Financial assistance for camp (campership) is available only to Three Fires Council Scouts, for use at Boy Scout and Webelos Summer Resident Camp sessions at Camp Freeland Leslie. Campership applications are reviewed by the Council Campership Committee which is comprised of volunteer representatives from all districts in the Three Fires Council. Camperships are not available for

adults. The Campership Application form is available at the Council Scout Shops, or the CFL website at threefirescouncil.org/camp-freeland-leslie.

Applications for campership grants must be received by the due date indicated on the campership request form. Any requests received after this date may not be awarded.

Campership grants are not transferable, nor may they be split within the unit. Campership grants are awarded to individuals not units. If the individual who was awarded a campership is unable to attend camp the grant is forfeited and cannot be applied to other individuals within the unit registration.

The Beginning of Camp

Traveling to Camp

Traveling to CFL is an easy drive from just about anywhere in the Chicagoland area. If you know someone else who is going to camp, we highly recommend that you carpool. The trip typically takes around 3-4 hours. Plan accordingly. (Helpful hint: Portage, Wisconsin is a great place to stop for lunch. It is about a half hour from camp.) [Directions with maps](#) can be found at the end of this guide or on our [website](#).

CFL Street Address
105 Fawn Drive
Oxford, WI 53952

GPS Coordinates (CFL Main Entrance)
43.810306 N
89.599083 W

Arriving at Camp

Plan to arrive between 12:30 and 2:30 PM on your first day. Please do not arrive before 12:30 PM, because the staff will not be available to assist you with check-in. Arriving later than 2:30 PM will not allow ample time for check-in, swim checks, and campsite setup.

Enter camp through the main gate (unless directed otherwise) at the north entrance on Fawn Drive. You will pass the Camp Ranger's house and continue to the parking lot. Park your vehicle in the lot and unload your camping gear. In the parking lot, staff members will be available to begin your check-in process. At a table in the lot, each camper will be given a wristband with their campsite name. Place your gear near the sign that says your campsite name. Staff members on the ranger staff will transport your gear from the parking lot to your campsite for you. Personal vehicles are not allowed in camp. Any equipment trailers will be towed from the parking lot to your campsite by the ranger staff.

- COVID-19 Precautions: We recommend you wrap your belongings in garbage bags and label them with duct tape to avoid the contact from our staff moving your belongings
- Please be sure to label ALL of your belongings no matter what since they are sorted by campsite and not pack

Check-in & Campsite Setup

After getting a wristband and placing your gear to be moved into camp, staff will direct you down a marked path to complete check-in at the pavilion. At the pavilion, all campers will be given a quick verbal medical recheck and then be assigned a Staff Campsite Host. Your staff member will then take you to your campsite where you can begin to set up for your stay at camp. There will also be a staff member in your campsite to assist you.

- COVID-19 Precautions: We will direct you to stay physically distant from other people and will get you through medical checks as quickly as possible and will get your campsite host to take you to your campsite to set up

Swim Checks

All participants, youth and adults, who **DID NOT COMPLETE A PRE-CAMP SWIM TEST** and wish to participate in waterfront activities while at camp, must take a swim test upon arrival at camp. Once you have gotten to your campsite please change into your swim suits and your campsite host will take you to the waterfront. You may resume your campsite setup after completion of your swim check. Participants who **DID COMPLETE A PRE-CAMP SWIM TEST** will be directed to the flag grounds to receive

a quick waterfront orientation and to confirm their swim test qualification.

Things to Have Ready for Check-In

Medical Forms

Every youth and adult attending camp MUST turn in a Medical Form upon check in at the pavilion. Our camp is required by Wisconsin state law to retain medical records of all participants for two years. Please turn in a copy and keep the original for your personal records. Please provide all information requested on the medical form. **A photocopy of both sides of your insurance card MUST be attached to the medical form.** Everyone MUST have a medical form to attend. Please use the most current version of the BSA Annual Health and Medical Record (form # 680-001, 2014 Printing). A link to this form is found on our website at threefirescouncil.org/camp-freeland-leslie. Please note that while the physical examination portion (Part C) is not mandatory, it is highly recommended, because this resident camp is three days long and involves aquatics and other strenuous activities.

Medications

Any individual attending camp (youth or adult), who has brought a medication of any kind onto camp property should have it with them during check-in. Please keep the medications in their original containers and have them clearly marked with who they are for. Adult leaders may retain their medications with full responsibility or may elect to store their medications with the Health Officer in the Health Lodge at the Wheeler Building.

Accommodation Request Forms

The CFL staff is happy to help accommodate any special requests that are required by campers. At the end of this guide is an [Accommodation Request Form](#). Any camper (youth or adult) who has a food allergy that requires food substitutions should fill out this form. Using the form helps our staff to best meet your needs. These forms can be sent to camp prior to arrival or can be turned in during check-in at the pavilion.

Proof of Payment

While uncommon, sometimes the camp administration will ask for a verification of payment. Please bring a copy of your camper fee receipt to camp and have it available during check-in at the pavilion.



Pre-Camp Preparation Checklist

BEFORE ARRIVING AT CAMP, YOU SHOULD...

- € Make a copy of your camper fees payment receipt to bring to camp as proof of sale.
- € Have the [BSA Annual Health and Medical Record](#) filled out for every single camper (youth and adult) before coming to camp. This is a MUST for everyone attending Webelos Resident Camp.
- € Make a photocopy (front and back side) of each camper's insurance card and attach it to the back of their medical form.
- € Make copies of each medical form. Keep the originals. The copy turned in at check-in will not be given back. Three Fires Council is required by state law to keep your medical records on file for two years.
- € Have all medications in their original containers (other than those used in emergencies such as Epipens or inhalers) so that they are ready to be discussed with the Health Officer at check-in.
- € Complete an [Accommodation Request Form](#) found at the end of this guide for any special medical or dietary restrictions that will affect any camper with your pack. This form can be brought to camp at check in. Staff will be happy to accommodate your needs.
- € Arrange for and pack the equipment that you will need in your campsite. For more information, refer to the suggested [packing list](#) in this guide.
- € Ensure that enough leaders from your pack are attending. Your unit MUST meet the following requirements:
 - Two leaders must be present with the Scouts at all times.
 - Two leaders can supervise up to only ten Webelos.
 - Every additional five Webelos requires another leader.
- € **Write your name on everything you bring to camp!** Clearly tagging your belongings helps avoid confusion during transportation of gear around camp and so that it doesn't get mixed up with another pack's items.
- € Give the camp emergency number to parents who are not attending: 608-586-4312. Make sure everyone who may be visiting or picking up Scouts early understands that they must check-in and check-out at the Wheeler Office at camp.

The Basics

Adult Participation at Camp

Webelos Resident Camp is designed for a Scout and their Dad, Mom, or both to participate. Keep in mind that there will be many other Scouts with their parents in camp, and you will be sharing your campsite with other Webelos and their parents. If you are part of a group, please designate one adult as the acting cub master. This leader will serve as the liaison between the group and the camp staff. Youth Protection Guidelines will be followed at camp. If you have any questions about youth protection policies, please ask when you arrive.

Leaving Camp

An adult who wants to leave camp must sign out at the Wheeler Office. Remember to sign in again when you return. If an adult needs to leave camp because of an emergency, they must ensure that sufficient leadership remains with the group. NOTE: During their stay at camp no Webelos Scout is to leave camp with any leader who is not their parent.

Meals

All camp meals are prepared by our staff and will be served in your campsite. A meal menu can be found at the end of this guide. Scouts will have an opportunity to cook one meal in their campsite. Staff members will help facilitate the preparation so that your Scouts have a great hands-on cooking experience. This special meal will be an educational experience that will partially fulfill requirements for the Cast Iron Chef Adventure Pin.

Trading Post

Our camp Trading Post is open daily during your scheduled time and sells a variety of products including:

Refreshments	CFL Apparel
CFL Souvenirs	Scout Supplies
Camping Equipment	CFL Nalgene Bottles
Model Rockets	Pocket Knives

Camp T-Shirt

At camp, each youth Scout will receive a FREE camp t-shirt! When registering for camp, please select the correct t-shirt size for your Scout. This will be a part of the online registration process. Please think ahead as your Scouts are sure to grow, and when in doubt, go a size up! Adults can also pre-order their own camp t-shirt online for an additional fee. Additional varieties of T-shirts will be on sale at the camp Trading Post in both youth and adult sizes.

Internet

Free Wi-Fi is located in the Cubmaster Corral by the Wheeler Office and at the Dining Pavilion.

Sending Mail

Any mail sent to campers will be distributed during meal times. Please address any mail as follows so that we can ensure delivery:

**CAMPER'S NAME, PACK NUMBER, CAMPSITE
CAMP FREELAND LESLIE
105 FAWN DRIVE
OXFORD, WI 53952**

You can also send your Scout an email during his stay at Camp Freeland Leslie. To email a camper, click on "Send Your Scout an Email" in the CFL Contacts list located on our website threefirescouncil.org/camp-freeland-leslie. We will deliver the email to your son at the next meal. To ensure delivery, **include your Scout's name, pack number, and campsite** in the subject line or body of the message.

Emergency Phone Number

There is one phone for incoming calls at camp. If you make an emergency phone call to camp, we will take a message, pass on the message to the recipient camper, and then they can return the call. The camp **Emergency Phone Number is 608-586-4312**.

Health Lodge

The Health Lodge is located in the Wheeler Office Building. A qualified Health Officer is on duty 24 hours a day. While camp is in session routine medical needs, and daily medical care are provided during the day. If necessary, a staff member or unit leader will accompany patients to a nearby medical facility. Should a Scout or leader require hospitalization, the Camp Director will notify his parents or family. Upon check-in, please notify the Health Officer of any medical conditions or medications being taken by youth and adults.

Lost and Found

A lost and found is maintained in the Wheeler Office Building. If you have lost an item, check there first. If you have found an item without an owner, bring it to the office so that we can try to find who it belongs to. Any unclaimed items are transported to the Council Service Center in St. Charles, Illinois and can continue to be claimed. A month after the end of the summer, all remaining items are donated to a local charitable organization.

Camp Policies

Medical Information

These policies are set by the National Council of the Boy Scouts of America and the State of

Wisconsin. Compliance with the policies, regarding the completion of the health forms, is **mandatory** and necessary to maintain the admirable safety record of the Boy Scouts of America. This can be particularly difficult to deal with as available options are limited once the troop has arrived at camp. Please help us avoid these awkward moments that can diminish the memories of an otherwise worthwhile experience.

The [BSA Annual Health and Medical Record \(form # 680-001\)](#) is required for each youth and adult participant. Part C is not required for camp 72 hours or less. Upon arrival at camp, a copy of a current medical form for each youth and adult must be turned in to the medical staff. **An attached photocopy of the camper's insurance card must also be provided as directed by Part A.** In accordance with state law, medical forms cannot be returned, as they must remain on file for two years. Due to federal regulations (HIPAA), copies of these health forms should not be faxed to CFL. Copies should also be kept by the pack or parents.

Medication Policy

All medication brought to camp by a person under 18 years of age shall be kept in a locked unit or in the health lodge and shall be administered by a qualified adult leader designated by the camp health supervisor, except epipens, inhalers, an insulin syringe or other medication or device used in the event of life-threatening situations may be carried by a camper or staff member. Each camper 18 years of age or older may take responsibility for the security of his or her personal medication provided it is stored in a locked unit.

All medications brought to camp by a camper shall be in containers that are clearly labeled to include the name of the camper or staff member, the name of the medication, the dosage, the frequency of administration and the route of administration. All medication prescribed by a physician shall, in addition, be labeled to include the name of the prescribing physician, the prescription number, date prescribed, possible adverse reactions, the specific conditions when contact should be made with the physician and other special instructions as needed.

When a medication is administered to a camper, the qualified adult leader designated by the camp health supervisor shall make a record of the action in a bound book provided by CFL, indicating the following information: name of the person receiving the medication or treatment; ailment; name of the medication or treatment; quantity given; date and time administered; by whom administered; and comments.

Insurance

All youth at Camp Freeland Leslie must be registered with the Boy Scouts of America. Registered members of Three Fires Council are covered by the Council Accident and Insurance Plan. Please keep in mind that this coverage is not intended to replace or diminish the need for family health insurance. BSA insurance provides supplemental coverage only. Special conditions are as follows:

1. Injuries or illness sustained prior to arriving in camp, requiring attention during your stay, are not covered.
2. Every injury or illness must be reported to the Health Lodge immediately to be covered.

3. Medical expenses incurred after camp as a result of an illness or injury sustained at camp are covered. These must be reported to the Council Service Center for clearance with the insurance provider.
4. Out of council units should check with their home council office to determine plan limits.
5. Unregistered youth, adults, and visitors are not covered by the Three Fires Council accident insurance.

Fires and Firewood

Campfires are allowed only inside the metal fire rings in each campsite. Do not create new fire scars. Fires may be prohibited due to weather conditions. Camp Freeland Leslie has an endless supply of firewood for use during your stay. Keep firewood stacked neatly to minimize safety hazards and to allow for grass to be mowed. Let the staff know if you need more firewood delivered to your campsite. **Do not transport firewood to or from CFL.** Doing so is illegal and is detrimental to the ecosystems at camp and at your home. Wisconsin Administrative Code chapter NR 45.04 (1) (g) states; *“No person may possess firewood that originates from greater than 50 miles from the campground or that property where the wood will be used, or the property itself if there is no campground, or from outside the borders of the state.* Please see the Wisconsin Department of Natural Resources website (<http://dnr.wi.gov/topic/invasives/firewood.html>) for more information on firewood regulations.

Service Animals

Camp Freeland Leslie allows service animals in accordance to the rules of the American Disability Act which states, “Service animals are defined as dogs that are individually trained to do work or perform tasks for people with disabilities. Examples of such work or tasks include guiding people who are blind, alerting people who are deaf, pulling a wheelchair, alerting and protecting a person who is having a seizure, reminding a person with mental illness to take prescribed medications, calming a person with Post Traumatic Stress Disorder (PTSD) during an anxiety attack, or performing other duties. Service animals are working animals, not pets. The work or task a dog has been trained to provide must be directly related to the person’s disability. **Dogs whose sole function is to provide comfort or emotional support do not qualify as service animals under the ADA.” (and are not allowed in camp).** Please see the U.S Department of Justice, ADA website (https://www.ada.gov/service_animals_2010.htm) for more information.



Additional Policies

1. The Scout Oath and Law are the codes of conduct for behavior expected at Camp Freeland Leslie.
2. Youth Protection guidelines must be followed by youth and adults at all times. Please review Youth Protection guidelines before attending camp.
3. Parents or pack leaders are accountable for the Scouts in their at all times, a count of Scouts should be taken daily.
4. While at camp, all Scouts, adult leaders, and visitors must wear a wristband provided during check-in.
5. Visitors must check in at the Wheeler Office upon arrival and wear a visitor's wristband while in camp.
6. Everyone – campers, leaders, and staff – must sign-in and sign-out of camp when leaving the property. The sign-in and sign-out list is located in the Wheeler Building.
7. Any camper who is a minor and is to leave camp for any reason needs to be signed out by a parent or legal guardian. All other individuals with parental permission to take a minor away from camp, must be listed on the camper's medical form and must have a photo ID to verify their identity.
8. Closed toed and closed heeled shoes and socks must be worn at all times, except when in a tent, showering, or swimming.
9. When a trail and a road exist side by side, pedestrians must use the trail.
10. Do not climb over, lean against, or sit on fences in camp. Respect camp boundaries. Do not cross fences or other obstacles on private property.
11. Do not tamper with smoke detectors, fire extinguishers, or other emergency or life saving equipment.
12. Alcoholic beverages, illegal drugs, fireworks, or firearms are not permitted in camp. Vandalism, theft, personal injury or other illegal actions will not be tolerated. Local authorities will be called and damages will be assessed.
13. Under no circumstances is an open flame to be used inside a tent. Lanterns (except those that are battery operated), candles, etc., are not allowed in any tent.
14. Pet are not permitted; service animals are welcomed (please see the service animal policy).
15. Fishing from the shore is permitted on a catch and release basis, in all areas except in the swimming area. Fishing permits for individuals 16 years or age or older are required in Wisconsin.
16. Swimwear requirements per BSA standards are: For males, brief tank suits, such as Speedos are inappropriate. If preferred, males may wear brief tank suits, but they must be worn underneath boxer or gym style swim trunks. For females, bikini suits are not suitable. One-piece competitive style suites are appropriate.
17. CFL is a NON-SMOKING facility. Smoking will be limited to SPECIFICALLY designated areas. Violators will be asked to leave the property.
18. Personal firearms may NOT be brought to camp. Personal firearms will be confiscated and secured by the Shooting Sports Director or Camp Ranger until the owner's departure. Personal shooting equipment may not be stored in campsites or vehicles.
19. Personal vehicles are not allowed on camp roads at any time without the specific permission of the Camp Director or Camp Ranger. They must be kept in the parking lot.
20. Food should be stored in animal proof containers. No food is to be stored in tents. Perishable foods may not be kept in campsites per health department regulations.
21. Report all injuries on camp property to the health lodge and any damage or breakage of camp facilities or equipment to the Wheeler office as soon as possible.
22. Do not enter or pass through another troop's site or the staff site without permission.
23. Discipline at camp is the responsibility of unit leaders. The Camp Commissioners and other adult members of the camp staff are available to assist troop leaders when necessary. Corporal punishment is not tolerated.
24. No standing tree, living or dead, may be cut down without the permission of the Camp Ranger.
25. Units will be assessed damages for any camp equipment not returned in the condition it was received.
26. Campers must be in their campsite and quiet by 10:30pm until 6:30am.

Activities, Events, and Programs

Schedule of Events

The Webelos Resident Camp at CFL is packed full of activities for both Scouts and adults to enjoy. Each day is divided into three main program times during which events take place. During the first two program times, in the morning and in the afternoon, all areas of camp are open. Camp staff will lead Scouts in activities that fulfill requirements for Webelos Adventure Pins. Morning and afternoon programs operate on an “open” schedule. This means that there is no specific start or end time for each Adventure Pin. Scouts may join in at any time. This allows the Scouts to move at their own pace while at camp. As a rough estimate, about an hour is needed to complete an Adventure Pin. The third program time is held in the evening. During this period, all program areas are open, and Scouts can participate in outdoor activities such as rocket launching, human foosball, shooting sports, and aquatics. Please refer to the next sections in this guide for more detailed information about program events. A schedule of programs is included below, and a paper schedule will be distributed on the first day of camp.

For one of the Adventure Pins, Webelos Walkabout, please indicate in the online registration if your Scout intends to participate in that activity.

Recording Adventures

While working on Adventure Pins, camp staff will provide Scouts with a record sheet. This sheet will list all of the requirements that the Scout completed. These forms are the only records used to track each Scout’s work. Parents are highly encouraged to collect these forms from their Scouts. CFL Staff will not sign Webelos books.
















Adventure Pin’s Offered

CFL’s Webelos Resident Camp will be offering 15 Adventure Pins from the new Webelos Requirements. The table on the next page lists the Webelos Adventure Pins that will be offered at camp. Some Adventure Pins can be fully completed at camp. For adventures that cannot be fully completed, the requirements able to be completed at camp are listed. The adventures that are not offered at camp, due to the spirit of their requirements, are best suited to be completed at home.

For one of the Adventure Pins, Webelos Walkabout, please indicate in the online registration if your Scout intends to participate in that activity.



Adventure Pins Offered at CFL

1	Adventures in Science		1, 3c, 3d, 3g, and 3h can be completed at camp (all other requirements are not offered)
2	Aquanaut		Can be fully completed at camp
3	Art Explosion		2 and 3(a, b, d, e) can be completed at camp (1 and 4 are not offered)
4	Camper**		Can be fully completed at camp
5	Castaway		1 and 2a can be completed at camp (2b, 2c, and 2d are not offered)
6	Cast Iron Chef*		1, 4, and 5 can be completed at camp (2 and 3 are not offered)
7	Earth Rocks!		1, 2, 3, 4, and 5 can be completed at camp (6 is not offered)
8	First Responder*		Can be fully completed at camp
9	Game Design		Can be fully completed at camp
10	Into the Wild		1, 4, 5, 6, 7, and 8 can be completed at camp (2, 3, and 9 are not offered)
11	Into the Woods		1, 2, 3, 4, 6 and 7 can be completed at camp (5 is not offered)
12	Scouting Adventure**		1, 5, and 6 can be completed at camp (2, 3, and 4 are not offered)
13	Stronger, Faster, Higher*		1, 2, 5, and 6 can be completed at camp (3 and 4 are not offered)
14	Sportsman		Can be fully completed at camp (2 and 3 may require additional time)
15	Webelos Walkabout*		Can be fully completed at camp (Please sign up online)

*Required for Webelos Rank

**Required for Arrow of Light

All others are electives

Adventure Pins Not Offered at Camp

The following Adventure Pins will not be offered during the Webelos Resident Camp at CFL due to the spirit of their requirements. These are best completed at home with the den.

Aware and Care
Building a Better World**
Build it
Build My Own Hero
Duty to God and You*
Duty to God in Action**
Engineer
Fix it
Looking Forward, Looking Back
Maestro!
Moviemaking
Project Family



Other Cub Scout Awards

CFL also offers the Cub Scout Outdoor Activity Award and the Whittling Chip. These awards take additional time to complete in comparison to other offerings at CFL so please plan accordingly.

STEM in Cub Scouting

STEM (Science, Technology, Engineering and Mathematics) is part of an initiative the BSA has taken on to encourage the natural curiosity of youth members and their sense of wonder about these fields through existing programs. To support this initiative, the BSA developed the NOVA Awards program so that youth members have fun and receive recognition for their efforts. Several of the requirements for the NOVA Awards program can be earned by Webelos at camp. Consult the STEM NOVA page of the Three Fires website for more information. (www.threefirescouncil.org)



Areas of Camp

AQUATICS (WATERFRONT)

Swimming, Boating, and Fishing! Webelos can earn the Aquanaut Adventure Pin at Lake Emrick or enjoy the lake by taking out one of the rowboats. An adult who has passed the swimmer test must accompany their Scouts in the rowboat. There is also open swim during the afternoon. Enjoy fishing from a rowboat. There are lots of fish (Perch, Sunfish, Bass, and others) in the lake. The Ecology/Conservation staff has fishing gear to borrow, or you may bring your own.



NEW FRONTIERS

Handicrafts! New Frontiers will be offering the Art Explosion and Game Design Adventure Pins. Crafts can be purchased in the trading post and worked on with the help of the staff.



ECOLOGY/CONSERVATION (NATURE)

Nature! Webelos can earn the Earth Rocks!, Into the Wild, and into the Woods Adventure Pins in our nature area. The staff leads guided explorations of the natural wonders of camp including an astronomy hike. Check out the nature center with its experiments and hands-on displays.



OUTDOOR SKILLS (SCOUTCRAFT)

Outdoor Skills! Webelos can earn the following new Adventure Pins in Scoutcraft: Camper, Castaway, Cast Iron Chef, First Responder, Scouting Adventure, Sportsman, and Stronger Faster Higher. Play life-sized human foosball and enjoy a climbing wall. This is where Webelos can also earn their Whittling Chip.



SHOOTING SPORTS (RANGE)

Air Rifle and Archery! Learn to safely handle and shoot a BB gun or a bow and arrow. Take a break from earning adventure pins and head over to shooting sports!

WEBELOS WALKABOUT

Go for a Hike! Members of the Camp Freeland Leslie staff will assist Webelos Scouts and parents in preparing for a hike around Emrick Lake. Participants can complete the entire adventure pin in one morning, either on day 2 or day 3 (the full days at camp).



Please be sure to indicate if your Scout is planning to participate in the Webelos Walkabout Adventure Pin when filling out the online registration.

2020 Webelos Resident Camp Daily Schedule

Schedule subject to change (Revised:

6/30/2020)

DAY 1:

1:00	Arrival (times may vary)
1:00-3:00	Check-In and Medical Checks
1:00-4:30	Swim Checks and Campsite Setup
5:30	Emergency siren
5:45	Dinner
7:00	Leaders Meeting (1 leader per pack please!)
Directly after tours	Opening Campfires
10:00	Lights Out

DAY 2:

7:45	Breakfast
9:00	Program Areas Open
11:30	Program Areas Close
12:00	Lunch
1:00	Rest Hour
2:00	Program Areas Open
4:00	Program Areas Close
4:30	Start Cooking Dinner
7:00	Evening Program Session 1 Starts
7:40	Evening Program Session 1 Ends
7:50	Evening Program Session 2 Starts
8:30	Evening Program Session 2 Ends
8:40	Evening Program Ends
10:30	Lights Out

Trading Post Hours
8:45 AM - 11:45 AM
1:45 PM - 4:30 PM
7:00 PM - 9:30 PM
After Campfires

Medical Office
Open 24 Hours

Medication Times
6:30 AM - 7:30 AM
4:30 PM - 5:30 PM
9:00 PM - 10:00 PM

DAY 3:

7:45	Breakfast
9:00	Program Areas Open
11:30	Program Areas Close
12:00	Lunch
1:00	Rest Hour
2:00	Program Areas Open
4:30	Program Areas Close
6:00	Dinner
7:00	Evening Program Session 1 Starts
7:40	Evening Program Session 1 Ends
7:50	Evening Program Session 2 Starts
8:30	Evening Program Session 2 Ends
8:40	Closing Campfires
10:00	Lights Out

Trash Pickup Daily
Place by road
Outside of
campsite
Before 7:00 PM
Trash in bags
Bags are tied
No liquids in

DAY 4:

7:45	Breakfast
8:00-11:00	Pack Up Campsite and Check Out



Suggested Packing List

PLEASE PACK EVERYTHING INTO ONE EASY TO CARRY PACK, DUFFEL BAG, OR SUITCASE.

Be sure your name and pack number are clearly labeled on all of your belongings!

Plan ahead and be prepared for the weather!

- € BSA Annual Health and Medical Record (form # 680-001, 2014 Printing) with insurance card photo copy
- € Medications in original containers
- € Wallet / Money / Identification
- € Webelos Handbook
- € Cub Scout Uniform (worn during flag ceremonies)
- € Scouting related T-shirts
- € Extra clothing – shirts, pants, shorts, socks, and underwear
- € Sleeping clothes
- € Sweatshirt or jacket
- € Raincoat or poncho
- € Comfortable walking shoes (no open toe footwear)
- € Swimsuit
- € Swim towel and shower towel
- € Tent
- € Sleeping bag or blankets and sheet
- € Pillow
- € Sleeping pad
- € Flashlight and extra batteries
- € Water bottle or canteen
- € Laundry bag for dirty clothes
- € Toiletry kit – toothbrush, toothpaste, soap, shampoo, comb, etc.
- € Watch
- € Insect repellent (non-aerosol)
- € Sunscreen (non-aerosol)
- € Hat
- € Folding chair (optional)
- € Camera (optional)
- € Fishing equipment (optional)



DO NOT BRING

Firewood, Fire Starters, Alcohol, Illegal Drugs, Controlled Substances, Fireworks, Pets, Firearms, Bows, Arrows, Ammunitions, Water Guns, Electronic Devices* (including, but not limited to, Cell Phones, Pagers, Radios, Music Players, Handheld Gaming Devices, Tablets, Computers, and Televisions)

*Adults may bring and use electronic devices at their own risk.

**CFL assumes no responsibility for lost or broken items of any kind brought to camp. **

Directions to Camp Freeland Leslie

CFL Street Address

105 Fawn Drive
Oxford, WI 53952

GPS Coordinates

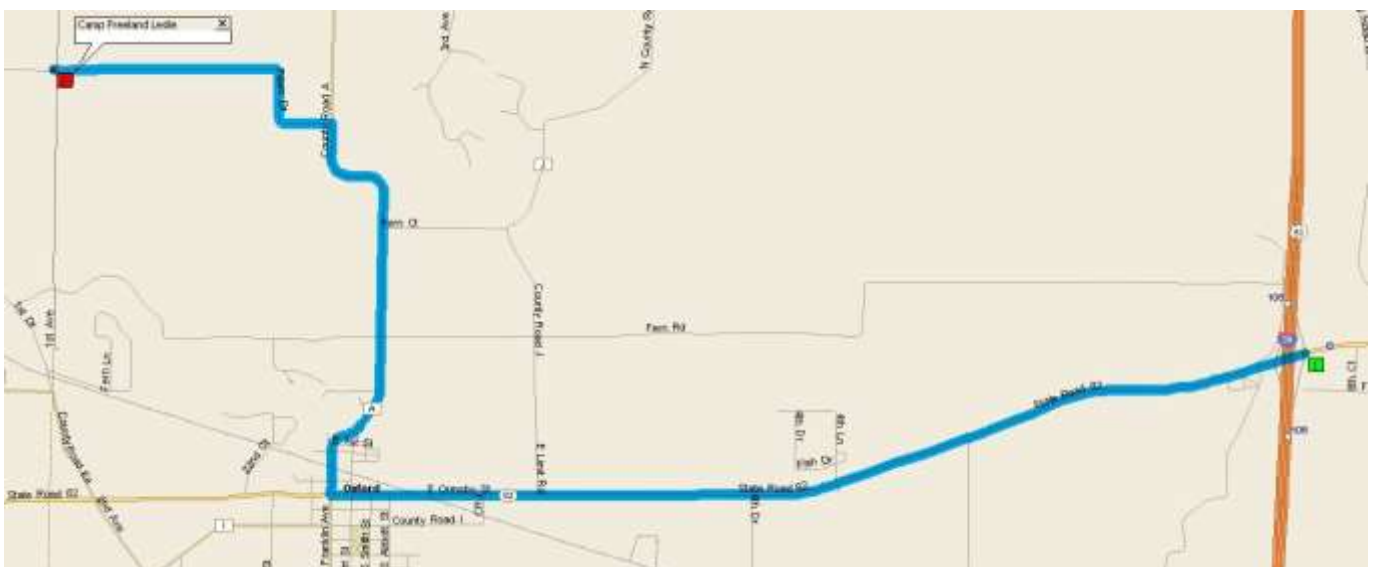
CFL Main Entrance
43.810306 N
89.599083 W

Note: Ensure that your GPS map service directs you to Fawn Drive located on Lake Emrick. Some services guide to the WRONG location: a nearby road Fawn Avenue located on Lake Ogle. If this happens, try using 108 Fawn Drive instead of 105 Fawn Drive.



Map 1 – From Illinois, take I-88 west to I-39 North. Continue on I-39 for approximately 120 miles. Keep right at the fork to continue on I-39 N toward Portage. After about 20 miles, take Exit 106 (WI State Hwy 82). Take a left turn (west) onto Hwy 82.

Map 2 – Continue west on Hwy 82 toward Oxford for 4 ½ miles. In downtown Oxford (after crossing the railroad tracks and at the gas station – there is no stop sign), turn right onto County Road A. Continue for approximately 2 miles. Turn left onto Fawn Drive. Continue for 1½ miles until you see the CFL sign at the entrance. The entrance to CFL will be on the left side of the road.

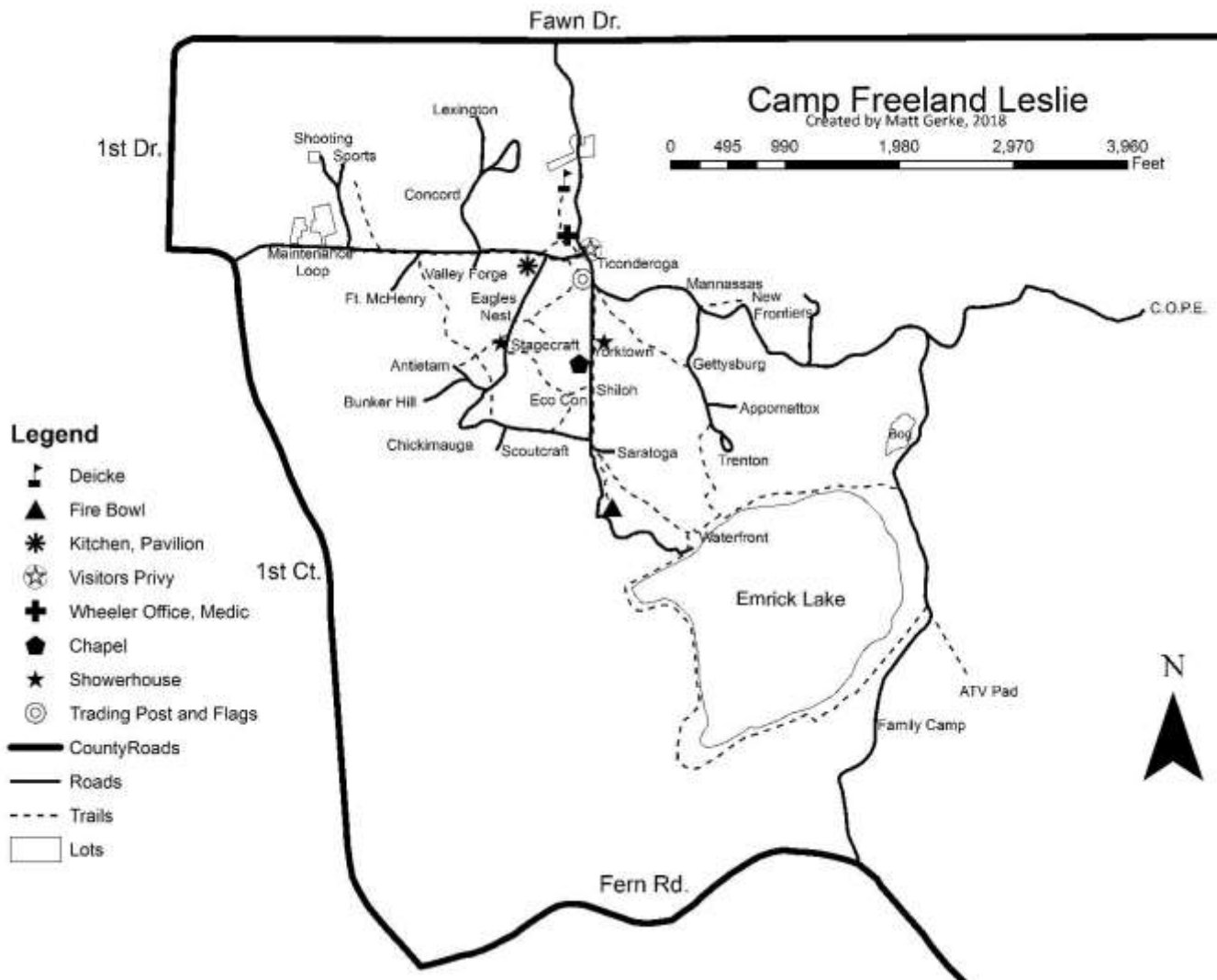


2020 Webelos Resident Camp Menu

All Meals will be served in your campsite by the Camp Staff!

	Breakfast	Lunch	Dinner
Day 1			Hot Dogs Tater Tots Chili Salad Fresh Fruit Dessert Drink
Day 2	Pancakes Bacon Fresh Fruit Milk Juice Coffee	Grilled Ham & Cheese Pasta Salad Fresh Fruit Chips Drink	Chicken and Hash Brown Foil Packs Dessert Drink
Day 3	Egg & Sausage Muffins Hash Browns Fresh Fruit Milk Juice Coffee	Chicken Patty Sandwiches Pretzels Potato Salad Drink	Hamburgers Tater Tots Salad Dessert Drink
Day 4	Danish Pastries Cereal Granola Bars Fresh Fruit Milk Juice Coffee		

Map of Camp Freeland Leslie



Adjustments for COVID-19

Due to COVID-19, we have made some minor adjustments to our program schedule. Rather than picking from all the areas during our scheduled program times, each pack will be part of a “cohort”. There will be four cohorts, which will rotate through program areas to complete activity pins. Here is a sample of what this rotation might look like:

	Webelos Walkabout	Waterfront/Scoutcraft	Shooting Sports	Nature/New Frontiers/Trading Post
AM (1)	Green	Blue	Orange	Red
PM (1)	Blue	Green	Red	Orange
AM (2)	Orange	Red	Blue	Green
PM (2)	Red	Orange	Green	Blue

Please note that the colors listed above are not necessarily the colors that will be assigned to the cohorts upon arrival at camp -- this was just an example.

If there is more than one area listed in a box (for example: Waterfront/Scoutcraft), the scouts will have the opportunity to choose between those two program areas. If only one program area is listed, the scouts will be asked to remain in that program area for the duration of the program session.

All scouts and leaders will also be issued buffs (masks) and small bottles of hand sanitizer. We ask that everyone maintains social distancing whenever possible. Scouts and leaders will be encouraged to use their hand sanitizer frequently, and will be asked to cover their mouths and noses with the buffs whenever social distancing is impossible.

Evening program will be split into 40-minute sessions. Each cohort will be given a chance to go to each evening program activity once in the week.