Three Fires Council

Camp Freeland Leslie

2021

Scouts BSA Camp

LEADER and

PARENT GUIDE

CAMP FREELAND LESLIE

Three Fires Council, BSA

Letter to Camp Leaders

Greetings:

We look forward to another great season at Camp Freeland Leslie. This guide will help you prepare your troop for camp. Please review it carefully as there have been changes this year. Just a few of the 2021 changes are listed below:

- COVID migration plan in place to reduce possible exposure while ensuring a safe Scouting program
- Merit badge schedule to run Monday thru Thursday, with Friday as a makeup day
- Low COPE in the Scoutcraft area
- Bike friendly operations
- No late fees
- Online CFL Trading Post to purchase troop items before camp starts

At Camp Freeland Leslie, our goal is to provide the highest quality customer service possible. That starts from the moment your unit decides to come to camp, all the way through your post-camp Court of Honor. We hope that for every Scout and adult leader, your week at CFL will be the highlight of your Scouting experience this year.

One of the things that makes CFL special is the opportunity for Scouts to experience true patrol method camping. Baden-Powell once wrote, *"The main object of the Patrol System is to give real responsibility to as many boys as possible".* We strive to do just that at CFL. More than just preparing meals by patrols, we offer patrol-centered programming and guidance during your stay. We encourage you to read the notes on patrol method camping in this guide to help you prepare for a week of patrol living.

There will be camp kickoff meetings in March 2021. Details on these opportunities are found later in this guide, and are also available our website, threefirescouncil.org/camp-freeland-leslie. Plan on attend one of these meetings to get the latest information about planning your program and get answers to any questions you may have.

It is our hope that this leader guide will serve as a resource to help meet your needs for your week at camp. If you have any questions as you plan for summer camp, please do not hesitate to contact us.

Thanks for choosing Camp Freeland Leslie!

Yours in Scouting,

JR Wilson

JR Wilson
Camp Director

Prepared. For Life.

at

CAMP FREELAND LESLIE

Three Fires Council, BSA
Norris Service Center
415 North Second St.
St. Charles, IL 60174
Phone: 630.584.9250
Fax: 630.584.8598

Camp Freeland Leslie
Wheeler Office
105 Fawn Dr.
Oxford, WI 53952
Phone: 608.586.4312
Fax: 608.586.4762

Contacts

JR Wilson, CFL Camp Director.....dwilsongn1@gmail.com
Tate Dowell, CFL Program Director..... tatenoahdowell@gmail.com
Patrick Seeden, Council Program Assistant .....patrick.seeden@Scouting.org
Ted Woodlock, Council Program Director .....Ted.Woodlock@Scouting.org

This guide contains information to help leaders prepare for summer camp. More information, can be found on the Freeland Leslie Scout Reservation website at threefirescouncil.org/camp-freeland-leslie.

Freeland Leslie Scout Reservation
is a Scouts BSA
Nationally Accredited Camp

Table of Contents

Letter to Camp Leaders ..... **I**

Contacts ..... **II**

Pre-Camp Meetings **1**

Summer Camp Dates **1**

Registering for Camp **1**

Camper Fees & Payments 2

Provisional Opportunities (Individual Scouts) 4

Minimum Registrants 4

Refund Policy 5

About CFL **6**

Camp Policies **8**

Medical Information 8

Fires and Firewood 9

Service Animals 9

Additional Policies 10

Camp Services **11**

Trading Post Services 12

Commissary Services 12

Preparing for Camp **13**

Suggested Troop Equipment 13

Suggested Troop Preparation Plan 14

Arrival at Camp **16**

Scoutmaster's At-Camp Checklist 18

Suggested Packing List 19

Directions to Freeland Leslie 20

Map of Freeland Leslie 21

Appendix

Pre-Camp Swim Test Classification Form 22

CFL Equipment Request Form 23

CFL Accommodation Request Form 24

COPE and Climbing Consent Form 25

Camp Freeland Leslie Parent Guide 27

Pre-Camp Meetings

This preview meeting is for parents, adult leaders, Scoutmasters, and unit committee members and will provide an opportunity to obtain information about camp. Each unit should plan to send at least one adult leader.

Presentation Schedule

Thursday, March 18, 6:30 – 7pm Webelos Resident Camp | 7-8:30pm Summer Camp
Monday, March 22, 6:30 – 7pm Webelos Resident Camp | 7-8:30pm Summer Camp

Leader guides, program guides, parent guides, and other forms will be available.
You can also download them at threefirescouncil.org/camp-freeland-leslie.

Meeting dates will be posted to our website and social media platforms.
A live online meeting option will be available, and the meetings will be recorded with the ability to watch at a later date.

Summer Camp Dates

Scouts BSA Week 1	June 20 – June 26	(Sunday – Saturday)
Scouts BSA Week 2	June 27 – July 3	(Sunday – Saturday)
Scouts BSA Week 3	July 4 – July 10	(Sunday – Saturday)
Scouts BSA Week 4	July 11 – July 17	(Sunday – Saturday)
Scouts BSA Week 5	July 18 – July 24	(Sunday – Saturday)

Registering for Camp

Registration and payment for summer camp is completed online at threefirescouncil.org/camp-freeland-leslie

Individuals - follow the directions of your unit camp coordinator to register for Scouts BSA Summer Camp at Camp Freeland Leslie. If you are camping separately from your unit as a provisional Scout, please see the Provisional Opportunities section on page 4 for more information.

Unit Coordinators - Campsite reservation, individual registration, and merit badge selection are all complete through our online registration system. **All payments for Scouts BSA Summer Camp should be made online with a credit card or e-check; unit checks should be paid by e-check through the online registration system, not the Scout stores.**

Camper Fees & Payments

TYPE	RATE	PAYMENT DATE	DEPOSIT (Due on or before March 1, 2021)	REMAINING BALANCE	TOTAL FEE	With Dining Option Total
UNIT	Campsite	Due at Registration	N/A	N/A	$100	N/A
YOUTH	Early Bird	Last day is April 15, 2021	$50	$250	$300	$340
	Regular	Due at Registration	$50	$275	$325	$365
	BFM Early Bird	Last day is April 15, 2021	$50	$190	$240	$280
	BFM Regular	Due at Registration	$50	$215	$265	$305
	New Scout	N/A	$50	$250	$300	$340
ADULT	First 2 Leaders	N/A	N/A	N/A	Free	Free
	Regular	April 15, 2021	$50	$100	$150	$190
	Partial Week	April 15, 2021	N/A	N/A	$25 per night	$10 per day

Campsite Reservation Fee

- **A $100 non-refundable Campsite Reservation Fee is due when making a campsite reservation. This fee will not be used to pay Camper Fees and Deposits and may not be carried forward to future years.**
  - While payment of this fee guarantees your campsite selection, if your unit fills less than 50% of a campsite's capacity additional units may be assigned to your campsite.
  - This fee is waived for units bringing five or fewer campers (youth and adult combined).

Deposits

- **A non-refundable $50 deposit for each camper (each youth and each additional full week adult after the two free leaders) is due on or before March 1, 2021.**
  - **Payment of the deposit does not guarantee the Early Bird Discount**. The full fee must be paid on or before April 15, 2021 to earn the Early Bird Discount Rate.
  - Deposits are transferable between youth and adult leaders and applied to the overall camper fee. For example, a youth with the Early Bird Discount Rate of $300 owes $250 after the $50 deposit is paid.

Scouts BSA Youth Fee

- **$300 (Early Bird Discount/New Scout), $325 (Regular)**
  - **The full fee must be paid on or before April 15, 2021 for the Early Bird Discount to apply.**
  - New Scouts who join your unit on or after April 16, 2021 are given the New Scout rate of $300 regardless of the payment date.

Adult Leader Fee (Full Week)

- **$150 (Regular)**
  - The first two full week adult leaders registered are FREE.
  - Multiple leaders **can** rotate in one free leader slot.

Adult Leader Fee (Partial Week)

- **$25 per night**
  - Partial week fees **are due at time of registration**
  - This fee includes an overnight stay and a maximum of three consecutive meals served for each night attended.

Payment Deadlines

Monday, March 1, 2021

- Both youth and additional adult deposits are due ($50). **This deposit alone does not guarantee the Early Bird Discount.** There is no deposit required for the two free adult leaders.

Thursday, April 15, 2021

- This is the last day to receive the Early Bird Discount Rate for both youth campers and adult leaders. **Payments must be made in full on or before this date to qualify for the Early Bird Discount.**

Friday, April 16, 2021

- Youth and adult fees increase to the Regular Rate.
- New Scouts who join your unit on or after April 16, 2021 receive the New Scout Rate.
- All camper payments (both youth and adult leader) are now due at time of registration.

Discounts

Early Bird Discount – Applies to all Scouts and leaders that register and pay in full and online by the Early Bird Discount payment due date. This discount is applied automatically by our online registration system. See the payment schedule for payment due dates.

CFL Back for More (BFM) Discount – Scouts who attend a BSA High Adventure of at least five consecutive days in 2021 may attend Camp Freeland Leslie for a discounted rate. Scouts who are attending a second week of summer camp in 2021 may also take advantage of a discounted rate for a second week at CFL. **To take advantage of this discount the Scout must be registered for camp by selecting the *Youth: Back for More* registrant type.** If a Scout's registrant type is changed from Youth: Scouts BSA to Youth: Back for More after the early bird due date, the regular Back for More rate will apply even if the original registrant type was paid in full by the early bird due date.

New Scout Discount – Applies to Scouts who join your unit on or after the Early Bird Discount payment due date. To take advantage of this discount the new Scout must be registered for camp by selecting the *Youth: Scouts BSA (New Scout)* registrant type.

Provisional Opportunities (Individual Scouts)

For Scouts who cannot attend summer camp with their troop, or who would like an additional week of summer camp, Camp Freeland Leslie offers provisional camping opportunities during each session. Provisional campers are assigned to camp with an experienced unit. Contact Taylor Price before May 1 to register as a provisional camper. There is no additional charge for provisional campers.

Minimum Registrants

Units with five or fewer total campers (youth and adult combined) or with less than one adult leader will be asked to camp with another unit. This is so that all Scouts at camp can experience the patrol method that Camp Freeland Leslie prides itself on. Being part of a larger troop will ensure that your needs are better met by our patrol method-based camp. Contact the Council Director of Camping with any questions.

Financial Assistance

Financial assistance for camp (campership) is available only to Three Fires Council Scouts, for use at Scouts BSA and Webelos Summer Resident Camp sessions at Freeland Leslie Scout Reservation. Campership applications are reviewed by the Council Campership Committee which is comprised of volunteer representatives from all districts in the Three Fires Council. Camperships are not available for adults. The Campership Application can be found at https://247scouting.com/forms/?OrgKey=BSA127&id=1773 .
Applications for campership grants must be received by the due date indicated on the campership request form. Any requests received after this date may not be awarded.

Campership grants are not transferrable, nor may they be split within the troop. Campership grants are awarded to individuals – not units. If the individual who was awarded a campership is unable to attend camp the grant is forfeited and cannot be applied to other individuals within the unit's registration.

Other Camp Fees

Early Arrival Fee – Units that wish to arrive on Saturday afternoon or evening prior to the start of their session must complete the Early Arrival section on the unit's online registration and pay a $100.00 fee. Units must provide their own meals until Sunday dinner. Units arriving early without completing the Early Arrival section of the unit's online registration will be assessed a $200.00 fee.

Challenge Adventure Fee – This older Scout program is a combination of **COPE and High Adventure** programs. There are fees for the off-site programs. These fees are paid through our online registration system prior to camp and are non-refundable. See the 2021 Program Guide for more information.

Merit Badge Fees – Some merit badges have participation and material fees. These fees are paid through our online registration system prior to camp and are non-refundable. See the 2021 Program Guide for more information.

Merit Badge Kits – The following merit badges have required materials such as a kit: Archery, Leatherwork, Space Exploration, and Wood Carving. Kits are paid for through our online registration system prior to camp and picked up by the Scouts at the trading post.

Visitor Meal Fee – Meals are available to camp visitors at $5.00 per meal for breakfast and lunch, and $8.00 per meal for dinner. Tickets for meals may be purchased at the Wheeler Office when checking into camp.

Saturday Lunch Fee – Saturday lunches for the ride home can be purchased for $5.00 each. The request form at the end of the guide must be completed and turned in at check-in. See the Commissary Services section for more details.

Dining Pavilion

New for 2021 - Dining Pavilion option. Units that select this option will have all their meals prepared and served at the Dining Pavilion.

Refund Policy

The camper fee refund policy is established by the volunteer Three Fires Council Camping Committee. **All requests for refunds must be made by using the Refund Request Form located in the forms section of the CFL website**. Refund requests are not accepted by phone or email unless a refund request form is sent as an attachment.

- **All refund requests must be received at least 30 days prior to the first day of the camp session or no refund will be issued.**
- Refunds within 30 days of a camp session may be considered only in the case of an emergency such as an injury, illness, or death in the family.
- **No refunds will be made if requested after the first day of the camp session.**
- **The $50 camper deposit is not refundable.**
- Refunds may not be processed until approximately two weeks after the camp season is complete.

STOP

Please read the refund policy above

About CFL

Camp Freeland Leslie is the premier patrol method Scouts BSA Camp of the Central Region. We believe that Scouts have the most successful camp experiences under leadership from their own troop; CFL provides counseling, coaching, and supervision services to help each troop and patrol plan and conduct its own program. We believe that five types of activities must be made available in for a successful camp program:

1. Activities for the Scout as an individual
2. Activities for the Scout and their friends
3. Activities for the Scout and their patrol
4. Activities for the Scout and their troop
5. Inter-troop activities

The Aims and Methods of Scouting

The mission of the Scouts BSA is to prepare young people to make ethical and moral choices over their lifetimes by instilling in them the values of the Scout Oath and Law. To be successful in this mission the Scouting program has three specific objectives called the **Aims of Scouting**, which are **character development, citizenship training, and personal fitness**. The methods by which the aims are achieved are:

Scouting Ideals
Adult Association
Outdoor Program
Uniform
Patrol Method
Advancement
Leadership
Personal Growth

While Advancement is an important Method of Scouting, it should not take precedence over the other Methods of Scouting.

The Patrol Method

PRE-CAMP PREPARATION - Most pre-camp preparation is organizational work. Before leaving for camp, your troop should be organized into patrols with a Senior Patrol Leader (SPL) and Assistant Senior Patrol Leader (ASPL) overseeing all patrols. Each patrol should consist of approximately six to eight Scouts and be led by a Patrol Leader (PL). To ensure success, it is generally best to establish these groupings early in the year so that the Scouts can participate in several outings together before coming to camp.

Another important element of preparation for camp is training. The menus and instructions for meal preparation are available online. Before summer camp, your unit may want to practice cooking menu items that you are not familiar with. Time spent earlier in the year sharpening cooking and camping skills during troop outings – especially for new Scouts – will pay huge dividends when summer camp rolls around. We strongly recommend using the patrol method on every campout to strengthen youth leadership skills and prepare for summer camp.

YOUTH LEADERSHIP - The staff will be looking to the youth leaders of the troop to know what they would like to experience at Camp Freeland Leslie. Please encourage a strong troop system which is led by the Scouts.

The Senior Patrol Leader should organize and lead the troop both before and during camp. The Assistant Senior Patrol Leader helps the SPL carry out their duties and often takes charge of other tasks that are delegated to him. One of the most important functions of the SPL at camp is to attend the Sunday afternoon camp wide SPL meeting, where he represents their troop. He is responsible for communicating important information to the troop when he returns. He needs to have a good idea of what activities and programs their troop wants to participate in so that he can represent them effectively.

Each Patrol Leader should lead their patrol operations, assigning tasks to the members of their patrol fairly and ensure that everyone contributes. A duty roster can be an effective way to assign a rotation of tasks to be completed throughout the week. Duty roster forms can be found in the CFL Meal Guide.

ADULT LEADERSHIP - By the time your troop arrives at camp, most of your adult leaders' duties have been completed. From registration to training to transportation, leaders make it possible for the boys to come to camp.

Once at camp, adults are responsible for the health and safety of the Scouts, and for counseling the troop's youth leadership. Adults should also assist with troop discipline when required. Aside from these duties, adults are encouraged to take advantage of the many program opportunities available to adults, and to follow Baden Powell's motto: *"Train them, trust them, let them lead."*

EVERY UNIT IS UNIQUE - No formula works for every unit, and the ideas that work for larger troops don't always apply to smaller troops. Stick with what works best for you. If you have ten Scouts, for example, you may elect to have the SPL and ASPL serve as Patrol Leader and Assistant Patrol Leader while at camp, rather than separating them from the rest of the troop. Or, with a dozen Scouts you may choose to have two patrols and no SPL, with the two Patrol Leaders sharing the SPL's duties. Discuss your troop's setup with your campsite host and other camp staff so that we can best adapt to your needs.

The Role of Adult Leaders

Your role as a leader is to give guidance and supervision to your troop's youth leadership and to individual Scouts, encourage them as they try new things, help them to stay on schedule with their goals, and provide understanding and counseling when things don't go right. As a member of a patrol and troop, Scouts will learn responsibility, cooperation, and leadership. That is a lot to ask of a Scout, but it is also why camp is such a great experience. Part of your role as a leader is to help the Patrol Method work. **Don't shortcut it. You will only be undercutting the Scout's development** (both the Patrol Method and Personal Growth are important Methods of Scouting and are as important as Advancement). Work with and through your Senior Patrol Leader and the Patrol Leaders Council and allow the youth leaders to lead.

The Scouts BSA's policies state that two adult leaders, one of whom must be 21 years of age or older and a registered member of the Scouts BSA are required for all meetings, trips, and outings. To meet this policy, troops may camp together and share leadership; regardless each troop must always agree to have leadership on camp property. Both troop committees must approve of these arrangements and each troop must fill out a separate camp reservation form.

Camp Policies

Volunteering at Camp

There are many opportunities for adults, Scouts, and even entire troops to give back to their camp.

ADULT VOLUNTEERS - The camp staff is continuously working on camp improvement projects. We encourage all available adults to donate their time during their stay by assisting with these projects. If you have any talents or skills that can be utilized for the good of the camp, we would love to have your help! Please contact the camp administration if there are any projects that you or your troop would like to take on.

TROOP PROJECTS - If your troop is looking for a special project to do at camp, we have several possibilities. Please see the Camp Director or Camp Ranger if you would like to discuss a project for your troop. There is always a list of projects and improvements to be done at camp, including planting trees, routine maintenance, and repairing equipment.

REPAIR AND MAINTENANCE COMMITTEE –Freeland Leslie Scout Reservation requires year-round maintenance to operate. Join the team that helps perform this vital service for the success of our camp. If you would like to volunteer your services by helping with routine maintenance at camp, please contact the Camp Ranger or the Council Service Center.

Medical Information

Experience has shown that troops that double check medical information before leaving for camp can avoid unnecessary delays caused by problems that arise once the troop is at camp.

These policies are set by the National Council of the Scouts BSA and the State of Wisconsin. Compliance with the policies, regarding the completion of the health forms, is **mandatory** and necessary to maintain the admirable safety record of the Scouts BSA. This can be particularly difficult to deal with as available options are limited once the troop has arrived at camp. Please help us avoid these awkward moments that can diminish the memories of an otherwise worthwhile experience.

The BSA Annual Health and Medical Record (form # 680-001) is required for each youth and adult participant. Part C requires a medical examination having been completed within the past 12 months by a licensed medical physician, nurse practitioner, or physician's assistant. Upon arrival at camp, a copy of a current medical form for each youth and adult must be turned in to the medical staff. **An attached photocopy of the camper's insurance card must also be provided as directed by Part A.** In accordance with state law, medical forms cannot be returned, as they must remain on file for two years. Due to federal regulations (HIPAA), copies of these health forms should not be faxed to CFL. Copies should also be kept by the troop or parents.

Medication Policy

All medication brought to camp by a person under 18 years of age shall be kept in a locked unit provided by CFL or in the health lodge and shall be administered by a qualified adult leader designated by the camp health supervisor, except that bee sting medication, inhalers, an insulin syringe or other medication or device used in the event of life-threatening situations may be carried by a camper or staff member. Each camper 18 years of age or older may take responsibility for the security of his or her personal medication provided it is stored in a locked unit.

All medications brought to camp by a camper shall be in containers that are clearly labeled to include the name of the camper or staff member, the name of the medication, the dosage, the frequency of administration and the route of

administration. All medication prescribed by a physician shall, in addition, be labeled to include the name of the prescribing physician, the prescription number, date prescribed, possible adverse reactions, the specific conditions when contact should be made with the physician and other special instructions as needed.

When a medication is administered to a camper, the qualified adult leader designated by the camp health supervisor shall make a record of the action in a bound book provided by CFL, indicating the following information: name of the person receiving the medication or treatment; ailment; name of the medication or treatment; quantity given; date and time administered; by whom administered; and comments.

Unit leaders are responsible for ensuring that their Scouts take medications as directed.

Insurance

All youth at Freeland Leslie Scout Reservation must be registered with the Scouts BSA. Registered members of Three Fires Council are covered by the Council Accident and Insurance Plan. **Units from other councils must provide their insurance policy number to the camp at least two weeks prior to arrival at camp.** Please keep in mind that this coverage is not intended to replace or diminish the need for family health insurance. Scouts BSA insurance provides supplemental coverage only. Special conditions are as follows:

1. Injuries or illness sustained prior to arriving in camp, requiring attention during your stay, are not covered.
2. Every injury or illness must be reported to the Health Lodge immediately to be covered.
3. Medical expenses incurred after camp because of an illness or injury sustained at camp are covered. These must be reported to the Council Service Center for clearance with the insurance provider.
4. Out of council units should check with their home council office to determine plan limits.
5. Unregistered youth, adults, and visitors are not covered by the Three Fires Council accident insurance.

Fires and Firewood

Campfires are allowed only inside the metal fire rings in each campsite. Do not create new fire scars. Fires may be prohibited due to weather conditions. Freeland Leslie Scout Reservation has an endless supply of firewood for use during your stay. Keep firewood stacked neatly to minimize safety hazards and to allow for grass to be mowed. Let the staff know if you need more firewood delivered to your campsite. **Do not transport firewood to or from CFL**. Doing so is illegal and is detrimental to the ecosystems at camp and at your home. Wisconsin Administrative Code chapter NR 45.04 (1) (g) states; *"No person may possess firewood that originates from greater than 50 miles from the campground or that property where the wood will be used, or the property itself if there is no campground, or from outside the borders of the state.* Please see the Wisconsin Department of Natural Resources website (http://dnr.wi.gov/topic/invasives/firewood.html) for more information on firewood regulations.

Service Animals

Freeland Leslie Scout Reservation allows service animals in accordance to the rules of the American Disability Act which states, "Service animals are defined as dogs that are individually trained to do work or perform tasks for people with disabilities. Examples of such work or tasks include guiding people who are blind, alerting people who are deaf, pulling a wheelchair, alerting and protecting a person who is having a seizure, reminding a person with mental illness to take prescribed medications, calming a person with Post Traumatic Stress Disorder (PTSD) during an anxiety attack, or performing other duties. Service animals are working animals, not pets. The work or task a dog has been trained to provide must be directly related to the person's disability. **Dogs whose sole function is to provide comfort or emotional support do not qualify as service animals under the ADA." (and are not allowed in camp).** Please see the U.S Department of Justice, ADA website (https://www.ada.gov/service_animals_2010.htm) formore information.

Additional Policies

1. The Scout Oath and Law are the codes of conduct for behavior expected at Freeland Leslie Scout Reservation.
2. Each troop must have two adult leaders and one must always be on camp property. Adult leadership must consist of an adult 21 years or older and a registered member of the BSA, and at least one additional leader 18 years or older. CFL strongly recommends that troops bring at least one (1) adult leader for every ten (10) Scouts.
3. Leaders that are present for three or more nights (not necessarily consecutive) must be registered members of the BSA as leaders, including the completion of a criminal background check and Youth Protection Training before the start of camp.
4. Youth Protection guidelines must always be followed by youth and adults. Please review Youth Protection guidelines before attending camp.
5. Troop leaders are always accountable for the Scouts in their troop, a count of Scouts should be taken daily.
6. While at camp, all Scouts, adult leaders, and visitors must wear a wristband provided during check-in.
7. Visitors must check in at the Wheeler Office upon arrival and wear a visitor's wristband while in camp.
8. Everyone – campers, leaders, and staff – must sign-in and sign-out of camp when leaving the property. The sign-in and sign-out list is in the Wheeler Building.
9. Any camper who is a minor and is to leave camp for any reason needs to be signed out by a parent or legal guardian. All other individuals with parental permission to take a minor away from camp, must be listed on the camper's medical form and must have a photo ID to verify their identity.
10. Closed toed and closed heeled shoes and socks must always be worn, except when in a tent, showering, or swimming.
11. When a trail and a road exist side by side, pedestrians must use the trail.
12. Do not climb over, lean against, or sit on fences in camp. Respect camp boundaries. Do not cross fences or other obstacles on to private property.
13. Do not tamper with smoke detectors, fire extinguishers, or another emergency or lifesaving equipment.
14. Alcoholic beverages, illegal drugs, fireworks, or firearms are not permitted in camp. Vandalism, theft, personal injury or other illegal actions will not be tolerated. Local authorities will be called, and damages will be assessed.
15. Under no circumstances is an open flame to be used inside a tent. Lanterns (except those that are battery operated), candles, etc., are not allowed in any tent.
16. Pets are not permitted; service animals are welcomed (please see the service animal's policy).
17. Fishing from the shore is permitted on a catch and release basis, in all areas except in the swimming area. Fishing permits for individuals 16 years or age or older are required in Wisconsin.
18. Swimwear requirements per BSA standards are: For males, brief tank suits, such as Speedos are inappropriate. If preferred, males may wear brief tank suits, but they must be worn underneath boxer or gym style swim trunks. For females, bikini suits are not suitable. One-piece competitive style suites are appropriate.
19. CFL is a NON-SMOKING facility. Smoking will be limited to SPECIFICALLY designated areas. Violators will be asked to leave the property.
20. Personal firearms may NOT be brought to camp. Personal firearms will be confiscated and secured by the Shooting Sports Director or Camp Ranger until the owner's departure. Personal shooting equipment may not be stored in campsites or vehicles.
21. Personal vehicles are not allowed on camp roads at any time without the specific permission of the Camp Director or Camp Ranger. They must be kept in the parking lot.
22. Food should be stored in animal proof containers. No food is to be stored in tents. Perishable foods may not be kept in campsites per health department regulations.
23. Report all injuries on camp property to the health lodge and any damage or breakage of camp facilities or equipment to the Wheeler office as soon as possible.
24. Do not enter or pass through another troop's site or the staff site without permission.
25. Discipline at camp is the responsibility of unit leaders. The Camp Commissioners and other adult members of the camp staff are available to assist troop leaders when necessary. Corporal punishment is not tolerated.
26. No standing tree, living or dead, may be cut down without the permission of the Camp Ranger.
27. Units will be assessed damages for any camp equipment not returned in the condition it was received.
28. Campers must be in their campsite and quiet by 10:30pm to 6:30am

Camp Services

Camp Freeland Leslie has 15 spacious campsites situated around main camp. Each campsite is named after an important United States Revolutionary War, War of 1812, or Civil War landmark, and thus each has its own unique character. All campsites include onsite privies (not shared with the rest of camp) which also have washing stations with running water. Campsites also include a bulletin board, flagpole, and metal fire ring. Sizes and shadiness of campsites vary. One of the campsites, Yorktown, is specifically designed to be handicap accessible. The camp also has two shower houses. The west shower house features open air individual stalls for youth males and open-air locker room style showers for adult males. The east shower house has closed individual stalls which include flush toilets and sinks. These stalls can be used by any camper. Help keep our campsites and facilities clean. Volunteer your unit to help clean areas of camp at the SPL meeting or adult leader meeting. For more information about each of the campsites, visit the CFL website, threefirescouncil.org/camp-freeland-leslie.

Mailing Services

INCOMING MAIL - Any mail sent to campers will be distributed during mealtimes. Please address any mail as follows so that we can ensure delivery:

CAMPER'S NAME, **TROOP NUMBER, CAMPSITE**
FREELAND LESLIE SCOUT RESERVATION
105 FAWN DRIVE
OXFORD, WI 53952

OUTGOING MAIL - An outgoing mail service is also provided. Simply drop off outgoing mail at the Wheeler Office.

INCOMING EMAIL - You can also send your Scout an email during their stay at Freeland Leslie. To email a camper, click on "Send Your Scout an Email" in the CFL Contacts list located on our website threefirescouncil.org/camp-freeland-leslie . We will deliver the email to your Scout's campsite at the next meal. To ensure delivery, **include your Scout's name, troop number, and campsite** in the subject line or body of the message.

Health Lodge

The Health Lodge is in the Wheeler Office Building. A qualified Health Officer is on duty 24 hours a day. While camp is in session routine medical needs, and daily medical care are provided during the day. If necessary, a staff member or unit leader will accompany patients to a nearby medical facility. Should a Scout or leader require hospitalization, the Camp Director will notify their parents or family. Upon check-in, please notify the Health Officer of any medical conditions or medications being taken by youth and adults.

Counseling and Religious Services

Our camp staff will lead an interfaith chapel service on Wednesday evening. Units and campers are always welcome to take part in leading the service. If your troop would like to be involved, stop by the office to talk with the Program Director or a Commissioner. A Scout is reverent! The Camp Director, Program Director, and Commissioners are available throughout the week to provide counseling or other services requested by campers.

Lost and Found

A lost and found is maintained in the Wheeler Office Building. If you have lost an item, check there first. If you have found an item without an owner, bring it to the office so that we can try to find who it belongs to. Any unclaimed items are transported to the Council Service Center in St. Charles, Illinois and can continue to be claimed. A month after the end of the summer, all remaining items are donated to a local charitable organization.

Trading Post Services

Freeland Leslie features a Trading Post fully stocked with a variety of camp supplies. Here, Scouts can obtain the merit badge materials such as handicraft kits and merit badge books. Many other products are available such as Scouting literature, Scouting equipment, handicraft supplies, toiletries, water bottles, clothing, souvenirs, camping gear, and refreshments. The Trading Post will be open beginning Friday night after the opening campfire. Throughout the week the Trading Post will be open on a regular basis during program times. On Saturday morning, the Trading Post will be open for the convenience of parents picking up their Scouts until all units depart. Check the program schedule for specific times. Special requests and troop pizza parties are available at a reasonable cost and with sufficient notice.

SPENDING MONEY

Scouts should bring enough money to cover the cost of materials for their merit badges if not already paid online. We also recommend that additional spending money be brought for purchasing snacks and camp souvenirs. Approximately $68 is the national average of spending money brought to camp. How much to bring is a personal decision between the youth and their parents. To help determine how much money to bring to camp, a general price guide is below (prices may be different at camp).

Merit Badge Kits $5-$20	CFL Sweatshirts $30-$50	Drinks $1-$4
Pocket Knives $10-$30	CFL Hats $10-$20	Snacks $1-$5
CFL Souvenirs $1-$50	CFL Water Bottles $10-$19	Candy $1-$3
CFL T-shirts $12-$25	Camp Equipment $1-$50	Ice Cream $1-$5

Commissary Services

PATROL COOKING – Camp Freeland Leslie is a patrol cooking camp. This means that the camp supplies meal ingredients, which are cooked by the units in their campsites. Troops can choose to cook in patrols (small groups of Scouts) or as one unit. Troops find that patrol cooking is one of the best learning experiences during the week. It encourages leadership, teamwork, and outdoor skills. Time for meal preparation, eating, and cleanup is built into the camp schedule. There are many ways to successfully run patrol cooking. If you have questions about what is right for your unit, talk to the camp staff.

MEAL PREPARATION GUIDE – There is a complementary publication, called the 2021 CFL Meal Preparation Guide, which details the entire food distribution system and commissary procedures. That document contains the weekly menu, a blank duty roster form, cleaning tips, and meal instructions for each meal. Review the document in detail. It can be found on the CFL website: threefirescouncil.org/camp-freeland-leslie

CAMP MENU - Our menu is reviewed annually by an approved registered dietician. Menus are set to provide each Scout with the energy and proper nutrition needed to make the most of the week at camp. The food service staff strives to provide the highest quality service. We pride ourselves on attention to detail and meeting your unit's needs. We will see that no camper goes hungry and that food waste in campsites is minimized. If concerns arise during the week, please immediately communicate with the Food Service Staff, Business Manager, or Camp Director. Most accommodations can be rectified before the next meal is served. We love to hear your feedback!

DIETARY RESTRICTIONS - We will make every possible accommodation for Scouts or leaders who have medical, physical, or religious dietary restrictions. To make these accommodations, please complete a CFL Accommodation Request Form which can be found at the end of this guide.

SPECIAL REQUESTS - In addition to the regular meal items and staple goods available, the commissary can help accommodate other special requests, too. If your troop wants to adjust a meal and make it that much more special, notify the Business Manager upon arrival to camp! Our food service staff enjoys helping make your special meals become the highlight of the week for your unit's Scouts.

SATURDAY LUNCHES - If your troop is looking for a quick trip home, without a stop for lunch, we can help! For a cost of $5 per person, the commissary can provide sack lunches for your unit. Pick them up on your way out of camp. To order lunches, please fill out an order form found at the end of this guide.

TOTEM DINNERS - Totem dinners occur two times during the week. On Mondays and Thursdays, any staff member can be invited to your troop's campsite to eat dinner with you. To invite a staffer, ask for their totem before lunch on that day. This is a great way to get to know the staff better. Don't forget to invite the office staff, business staff, Order of the Arrow staff, and the ranger staff! Adults are welcome to participate in inviting staff too!

PATROL BOXES – If your unit needs cooking equipment, Camp Freeland Leslie will work with your troop.

Patrol Box Inventory: Pots, pot lids, fry pans, measuring cups, serving plates, serving bowl, coffee pot, colander, pitcher, water jug, griddle, knives, serving spoons, ladle, fork, spatula, potato peeler, can opener, and fire buckets.

Preparing for Camp

Pre-Camp Swim Checks

The council aquatics committee will be scheduling pre-camp swim checks in the months before the summer camp season. This is to ease the strain on your troop and make for a smooth arrival and a speedy check-in. These dates will be available in Spring 2021. Please check threefirescouncil.org/camp-freeland-leslie for information. There may be a small per-participant fee to offset costs of pool facility rentals. Additional opportunities can be setup by contacting the Three Fires Council Aquatics Chair. Record your unit's pre-camp swim check classifications using the form provided at the end of this guide.

Suggested Troop Equipment

Freeland Leslie offers all equipment needed for your troop to use the patrol method effectively. If your troop would like to use camp gear. These forms can be found at the end of this guide or on the CFL website. Alternatively, troops may bring their own equipment. The following items are suggested items that your troop should bring.

- □ Troop Trailer
- □ Troop Tents
- □ Troop Rain Flies
- □ Cooking Gear
- □ Supplies for Campsite Gateway
- □ Water Coolers
- □ Propane Stoves
- □ Lanterns
- □ Troop First Aid Kit
- □ Troop Library
- □ Troop and Patrol Flags

Suggested Troop Preparation Plan

- **JUNE 2020 – MARCH 2021**
  - ☐ Select your week and campsite for 2021 while still at camp in 2020.
  - ☐ Alternatively, campsite reservations can be made online at https://scoutingevent.com/127-CFL2021.
- **DECEMBER 2020 – MARCH 2021**
  - ☐ Hold at least one camp promotion event for your troop. Invite a member of the Three Fires Council Camp Champions Promotion Committee and a representative from the Order of the Arrow. At the event:
    - Have older Scouts give testimonials.
    - Host a parent meeting to answer questions.
    - Distribute medical forms and parent guides.
    - Review payment dates, fee rates, and collect youth deposit fees.
- **FEBRUARY 2021**
  - ☐ Attend one of the three CFL Kickoff Meetings. Dates are listed in a dedicated section of this guide.
  - ☐ Arrange a troop Pre-Camp Swim Check. Dates can be found online in the spring of 2021. Use the form at the end of this guide to record your unit's swim test classification results.
  - ☐ **On or BEFORE March 1, 2021** – A $50 non-refundable deposit for each youth and adult is due. Deposits are paid online at https://scoutingevent.com/127-CFL2021
- **MARCH 2021**
  - ☐ Adult leaders and the Troop Committee should review the CFL Camp Leader Guide and CFL Program Guide.
  - ☐ The Troop Committee should contact and encourage parents of all Scouts not signed up.
  - ☐ At a troop meeting, allow Scouts to plan which merit badges they wish to earn at camp. Review the Program Guide with the Scouts to communicate prerequisite requirements.
  - ☐ Merit Badge Registration – Registration MUST be completed online to ensure your Scouts have a spot reserved. Some classes have a maximum number of participants. Choose one adult from your troop to enter all the merit badge selections online. Registration instruction materials can be found on the website.
  - ☐ Adult leaders, the Troop Committee, and parents should plan for summer camp. Discuss transportation, equipment, adult participation, and financial needs.
  - ☐ Photocopy and distribute the BSA Annual Health and Medical Record (form # 680-001) to Scouts and adult leaders.
    - BSA Medical Form versions prior to 2014 are no longer valid and are **NOT** acceptable.
    - School and sports physical forms are **NOT** acceptable.
    - Parts A, B, and C are required. Part C requires a health examination **within the past 12 months & must be signed** by a licensed medical practitioner.
    - A chiropractor's signature is **NOT** acceptable.
    - Attach a photocopy of both sides of the Scout's **insurance card** to the back of the medical form.
    - **Make copies** of all the medical forms for your files. Bring one copy to camp to be turned in. Wisconsin state law requires CFL to keep a copy of the forms at camp.
  - ☐ **On or BEFORE April 1, 2021** – Campership applications are due. These forms should be turned in at the Norris Scout Service Center.

- **APRIL 2021**
  - ☐ Plan a parent meeting to discuss camp details.
  - ☐ Review merit badges offered at camp and check that Scouts have begun working on prerequisites.
  - ☐ Issue each Scout a personal equipment checklist. A suggested list is provided at the end of this guide.
  - ☐ Adult leaders and the Patrol Leaders Council should begin planning for camp.
  - ☐ Adult leaders and the Quartermaster should check to ensure the troop has proper camping equipment for the entire troop to use at camp.
  - ☐ All fees are due. Payments are made online.
- **MAY 2021**
  - ☐ Photocopy and distribute the Parent Guide found at the end of this guide. Remind Scouts and parents of camp preparation details, including the personal equipment checklist.
  - ☐ Check that Scouts have completed prerequisite requirements for their merit badges.
  - ☐ Distribute a COPE and Climbing Consent Form and ATV Waiver to any youth intending to participate in any Challenge Adventure program. This agreement requires a parent signature.
  - ☐ Hold a meeting with adult leaders and Patrol Leaders Council to discuss finalizing summer camp plans.
    - Determine patrols and Scout leadership for during summer camp.
    - Create a duty roster. A blank form can be found in the 2021 Meal Guide.
    - Review troop equipment needs.
- **AT LEAST 2 WEEKS PRIOR TO ARRIVAL AT CAMP**
  - ☐ Any camper with a dietary restriction or other special need must fill out a CFL Accommodation Request Form. These can be emailed or faxed directly to camp.
  - ☐ Request any CFL camp equipment that you will be using in your campsite during your stay. Our ranger staff will help you on site as best as possible. Due to COVID gear is limited.
  - ☐ Verify that all Scouts are registered with the BSA.
  - ☐ Verify which Scouts and adults will be completing their Ordeal or Brotherhood ceremonies at camp.
  - ☐ Collect all Scout and adult leader medical forms. Ensure that each is complete, signed, and that a photocopy of the insurance card is included.
  - ☐ Collect COPE and Climbing Consent Form and ATV Waiver from any youth intending to participate in any Challenge Adventure program.
  - ☐ Verify that all participants have paid. Print off a final unit roster to bring to camp. Bring a copy of all payment receipts and the troop checkbook to camp.
- **BEFORE YOUR UNIT LEAVES FOR CAMP**
  - ☐ Collect medications from all youth. Check that each medication is properly labeled according to the medication policy.
  - ☐ Check on final transportation arrangements and update troop attendance roster as needed.
  - ☐ Ensure all participants have the proper gear.
  - ☐ Check to make sure that **NO FIREARMS OF ANY KIND ARE BROUGHT TO CAMP**.
  - ☐ Ensure that participants who have not completed a swim check are in their swimsuits, and check that their towel is easily accessible.
  - ☐ Ensure that rosters, medical forms, consent forms, and receipts are brought and are easily accessible.

Arrival at Camp

TRAVELING TO CAMP - Traveling to CFL is an easy drive from just about anywhere in the Chicagoland area. Camp is located near Oxford, Wisconsin on beautiful Lake Emrick, approximately 175 miles from St Charles, Illinois. A map with directions can be found at the end of this guide. It is highly recommended that you carpool with the other members of your troop. Due to COVID it would be best to keep patrols together. The trip typically takes around 3-4 hours. Plan accordingly. (Helpful hint: Portage, Wisconsin is a great place to stop for lunch. It is about a half hour from camp.) Directions with maps can be found at the end of this guide or on our website.

CFL Street Address	GPS Coordinates (CFL Main Entrance)
105 Fawn Drive	43.810306 N
Oxford, WI 53952	89.599083 W

ARRIVING AT CAMP – Arrive at your schedule time. Do not arrive early or late. In order to complete health screenings due to COVID we ask that you adhere to your scheduled time.

You will be told which gate to enter when you receive your scheduled time to arrive at camp. Directions for that gate will be provided. Please enter through that gate. The staff will direct you on where to park and unload gear after health screening is completed and the troop is cleared.

BUSES – If arriving by bus please contact the camp director at lease 48 hours prior to arrival. Buses should enter through the west entrance and use the large vehicle turn around loop in front of the camp maintenance facility. **The north entrance does not have a large vehicle turn around.**

CAMPSITE HOSTS – Staff members will be available to begin your check-in process at 1:00 pm. A designated staff member, called a Campsite Host, will approach you in the parking lot. These trained staff members will lead your troop through the day's events and will also perform daily visits and handle and day to day needs. Their responsibilities include:

- Ensuring that the troop is prepared for programs and events at camp
- Helping promote the success of patrol method camping
- Providing immediate help in solving problems that arise
- Interpreting and enforcing camp policies and rules as necessary
- Helping troops develop and carry out a successful program for the week
- Helping build troop spirit and enthusiasm at camp

Get to know your Campsite Host. He or she is your go-to staff member throughout the day. Introduce the SPL and allow the Scout leadership to take charge of the Scouts.

CHECK IN AT THE DEICKE BUILDING – Once your unit arrives at the parking lot and meets your Campsite Host, an administrative staff member will meet with the designated Scoutmaster to discuss check-in, answer questions, and collect any additional forms. It is at this point that the unit leader will need to turn in a **Unit Roster** (generated from the online registration), and if necessary, any CFL Accommodation Request Forms not already submitted. These forms are all located at the end of this guide and can also be found in the forms section of the CFL website: The Scoutmaster will also meet with the camp Order of the Arrow Coordinator to discuss your unit's participation in OA events.

TOURING CAMP - Once your entire troop has gathered with all their equipment, your Campsite Host will lead your unit from the parking lot to your campsite. Along the way, the Campsite Host will talk about points of interest in camp. Have the newest Scouts nearest to your host so that they can hear and see what's going on!

CAMPSITE SETUP, MEDICAL CHECK IN, AND SWIM CHECKS – Your Campsite Host will guide the unit through camp to the unit's campsite. Your troop will have the rest of the afternoon to set up the campsite. Your Campsite Host will be available

all afternoon to help with setup, answer any questions, locate any materials or equipment you need, and get to know your Scouts. Once basic setup is completed, your Campsite Host will be available to lead a tour of camp for anyone who wants one.

Shortly after your arrival at the campsite, one of the camp health officers will stop in the campsite to complete the medical check in process. This process may change due to COVID protocols. Every camper (adults and youth) will need to have their completed medical form and **a copy of their medical insurance card** to turn into the health officer. At this time, any medications except for fast-acting, emergency medications (such as Epi-Pens or Inhalers) will be documented and secured in the medication lockbox provided by the camp. One adult leader in the campsite will be given the key to the lockbox and will be instructed by the health officer on proper procedures for dispensing and documenting medication throughout the week.

When the unit is ready to complete the swim check process, the campsite host will give instructions and be available to answer any questions. **For those who complete swim checks BEFORE arriving at camp**, you will be directed to the flag grounds to check in at the swim test pre-check station. Here, a staff member will confirm the swim classification of those who completed a test before camp, complete buddy tags, and give a brief safety orientation for the waterfront. After this step is completed, campers who completed swim checks before camp will not have to go down to the waterfront. **For those who DO NOT complete swim checks before camp** or for those who would like to retake the swim test, the campsite host will direct you to the waterfront. Everyone who will be attempting a swim test at camp should change into swimsuits before leaving for the waterfront and should bring a towel. At the waterfront, you will receive a buddy tag, complete a swim test, and receive a safety orientation from the waterfront staff. If your unit needs to complete swim tests at camp, it is imperative that you make it down to the waterfront as soon as possible in the afternoon to avoid running out of time.

SENIOR PATROL LEADER MEETING (4:45 PM) - The Senior Patrol Leader and all Patrol Leaders should attend this meeting. The group will discuss program opportunities and camper responsibilities throughout the week. This meeting will be held in the main pavilion at 4:45 PM.

EMERGENCY DRILLS AND FLAG CEREMONY – Your troop can use this time to continue campsite setup. Your Campsite Host will ask each Scout to prepare themselves for the evening with a flashlight and water bottle before an emergency siren drill. After a quick safety check, everyone will proceed to the flag grounds to perform a camp wide closing flag ceremony. After the ceremony, the entire CFL staff will be introduced.

DINNER - Your first camp dinner will be prepared by the staff and served in the main pavilion. Your Campsite Host will escort you to dinner. All troops are expected to attend and wear a full Scout Uniform.

LEADER MEETING - At the Sunday night adult leader meeting, camp information such as camp policies, program schedules, troop opportunities, and other information will be discussed. Handouts with the schedules will be available. This meeting will be held at the main pavilion. The Camp Director, Program Director, Business Manager, Camp Ranger and other key staff will be available at that meeting to answer questions and help meet any troop needs

CAMP PROGRAM SHOWCASE - While the adult leaders are attending their meeting, the staff will present information to the Scouts about the various program areas, the trading post, and the commissary. Scouts will learn about how camp operates and the possibilities that await them during their stay.

OPENING CAMPFIRE - All troops should plan to attend the opening campfire conducted by the staff. It will take place at the Order of the Arrow Fire Bowl (located at the top of the waterfront hill), directly after the leader meeting. Afterward, the Trading Post will be open for sales! Stop by to view the latest merchandise available

Scoutmaster's At-Camp Checklist

- **UPON ARRIVING AT CAMP**
  - ☐ Unhook the troop trailer in the spot designated by staff and park all vehicles in the main parking lot.
  - ☐ Meet your Campsite Host in the parking lot.
  - ☐ Unload the vehicles.
  - ☐ Direct youth to gather swimsuits, towels, and personal gear.
  - ☐ Gather your troop roster, accommodation forms, equipment request forms, Saturday lunch request forms, medical forms, and medications for check-in.
- **CHECK-IN AT THE DEICKE BUILDING**
  - ☐ Meet with an administrative staff member to discuss check in, turn in any forms, and have any questions answered
  - ☐ Obtain wristbands for each camper at the Deicke Building.
  - ☐ Meet with the staff Order of the Arrow coordinator to discuss the week's OA events.
- **CAMPSITE SETUP, MEDICAL CHECK IN, AND SWIM CHECKS – This process may chance due to COVID protocols.**
  - ☐ Begin setting up your unit's campsite.
  - ☐ When the Health Officer arrives in your campsite, distribute medical forms to each individual adult and Scout
  - ☐ Complete verbal medical rechecks with the camp Health Officer
  - ☐ Designate one adult leader to be trained by the Health Officer in medication dispensing procedures
  - ☐ Have anyone who completed a swim test **BEFORE CAMP** report to the flag grounds for the swim test pre-check orientation and check in.
  - ☐ Have anyone who needs to complete a swim test **AT CAMP** report to the waterfront for a swim test and orientation
  - ☐ Ensure that the SPL attends the SPL meeting at 4:45 PM in the main pavilion.
  - ☐ Complete the campsite inventory form with the SPL and your Campsite Host.
  - ☐ Discuss any troop needs with your Campsite Host.
- **EVENING ACTIVITIES**
  - ☐ Prepare for the evening by dressing in a Class A uniform and gathering a flashlight and water bottle.
  - ☐ Take part in the emergency drills.
  - ☐ Observe the camp wide closing flag ceremony, and afterward, eat dinner at the main pavilion.
  - ☐ Attend the leader meeting in the main pavilion.
  - ☐ Attend the camp wide opening campfire in the Order of the Arrow fire bowl.
- **BEFORE CLASSES BEGIN**
  - ☐ Distribute camp maps to each youth and adult.
  - ☐ With each Scout, review the locations and session times of their merit badges.
  - ☐ Distribute any partial blue cards (merit badge application) to necessary Scouts.
  - ☐ Assign the SPL and PLs to create a duty roster for the week.
- **DURING THE WEEK**
  - ☐ Attend the daily leader meetings at 9:15 AM in the main pavilion.
  - ☐ Attend the leader steak dinner on Tuesday at 5:30 PM in the Pavilion.
  - ☐ Pay any Order of the Arrow membership and ceremony fees.
  - ☐ Complete a Scoutmaster's check out held on Thursday to settle any remaining balances, sign up for a trailer pull out time, reserve a campsite for next summer, and leave camp experience feedback.
- **BEFORE LEAVING CAMP**
  - ☐ Check the lost and found for items belonging to your troop.
  - ☐ Complete and turn in a Camp Evaluation Form with your feedback.
  - ☐ Pick up your merit badge summary and patches from the Wheeler Office.

Suggested Packing List

PLEASE PACK EVERYTHING INTO ONE EASY TO CARRY BACKPACK, DUFFEL BAG, OR SUITCASE.
Be sure your name and troop number are clearly labeled on all your belongings!
Plan ahead and be prepared for the weather!

- ☐ BSA Annual Health and Medical Record (form # 680-001) with insurance card copy
- ☐ Hand sanitizer
- ☐ Face masks
- ☐ Medications in original containers
- ☐ Wallet / Money / Identification
- ☐ Scouts BSA Handbook
- ☐ Official Scouts BSA Uniform
- ☐ OA Sash (if a member)
- ☐ Scouting related T-shirts
- ☐ Short pants
- ☐ Belt
- ☐ Underwear
- ☐ Socks
- ☐ Sleeping clothes
- ☐ Sweatshirt or jacket
- ☐ Raincoat or poncho
- ☐ Hat
- ☐ Comfortable closed toed shoes
- ☐ Swimsuit
- ☐ Swim towel
- ☐ Shower towel
- ☐ Sleeping bag (or sheets & blanket)
- ☐ Pillow
- ☐ Sleeping pad
- ☐ Flashlight and extra batteries
- ☐ Water bottle or canteen

- ☐ Mess kit
- ☐ Laundry bag for dirty clothes
- ☐ Toiletry kit – toothbrush, toothpaste, soap, shampoo, comb, etc.
- ☐ Watch
- ☐ Personal first aid kit
- ☐ Insect repellent (non-aerosol)
- ☐ Sunscreen (non-aerosol)
- ☐ Pocket knife (optional)
- ☐ Folding chair (optional)
- ☐ Mosquito netting (optional)
- ☐ Fishing equipment (optional)
- ☐ Water shoes (optional)

Program Specific Items:

- ☐ Pen/pencil and paper (All MB)
- ☐ Merit Badge Prerequisite materials
- ☐ Leather boots (Welding MB)
- ☐ Jeans (Welding MB and Challenge Adventure)
- ☐ Work Clothes (Painting MB, Ordeal)
- ☐ Athletic clothing (Personal Fitness MB)
- ☐ Digital camera (Photography MB)
- ☐ Compass (optional) (Orienteering MB and FCT)
- ☐ GPS (optional) (Geocaching MB)
- ☐ Envelope and Stamp (optional) (Citizenship in the Nation MB and Communications MB)

DO NOT BRING

Firewood, Fire Starters, Alcohol, Illegal Drugs, Controlled Substances, Fireworks, Pets, Firearms, Ammunitions, Water Guns, Electronic Devices* (including but not limited to Cell Phones, Pagers, Radios, Music Players, Handheld Gaming Devices, Tablets, Computers, and Televisions)

*Use of electronic devices at camp is a unit decision

***CFL assumes no responsibility for lost or broken items of any kind brought to camp. ***

Directions to Freeland Leslie Scout Reservation

CFL Street Address
105 Fawn Drive
Oxford, WI 53952

GPS Coordinates
CFL Main Entrance
43.810306 N
89.599083 W

Note: Ensure that your GPS map service directs you to Fawn Drive located on Lake Emrick. Some services guide to the WRONG location: a nearby road Fawn Avenue located on Lake Ogle. If this happens, try using 108 Fawn Drive instead of 105 Fawn Drive.

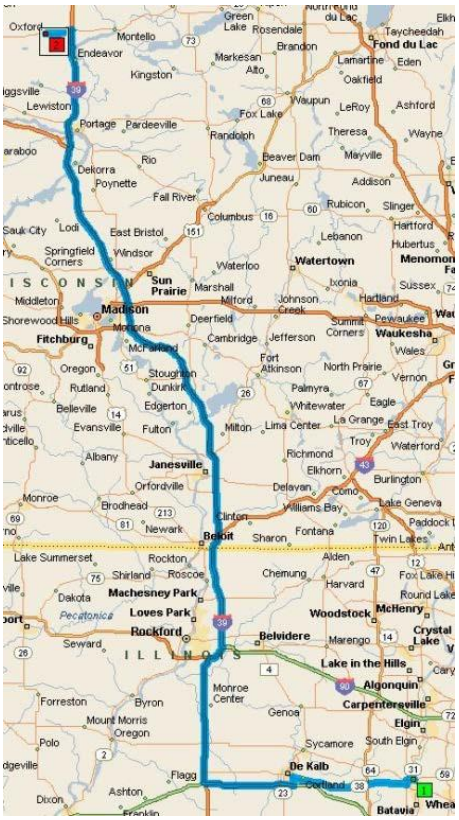

Map 1 – From Illinois, take I-88 west to I-39 North. Continue on I-39 for approximately 120 miles. Keep right at the fork to continue on I-39 N toward Portage. After about 20 miles, take Exit 106 (WI State Hwy 82). Take a left turn (west) onto Hwy 82.

Map 2 – Continue west on Hwy 82 toward Oxford for 4 ½ miles. In downtown Oxford (after crossing the railroad tracks and at the gas station – there is no stop sign), turn right onto County Road A. Continue for approximately 2 miles. Turn left onto Fawn Drive. Continue for 1½ miles until you see the CFL sign at the entrance. The entrance to CFL will be on the left side of the road.

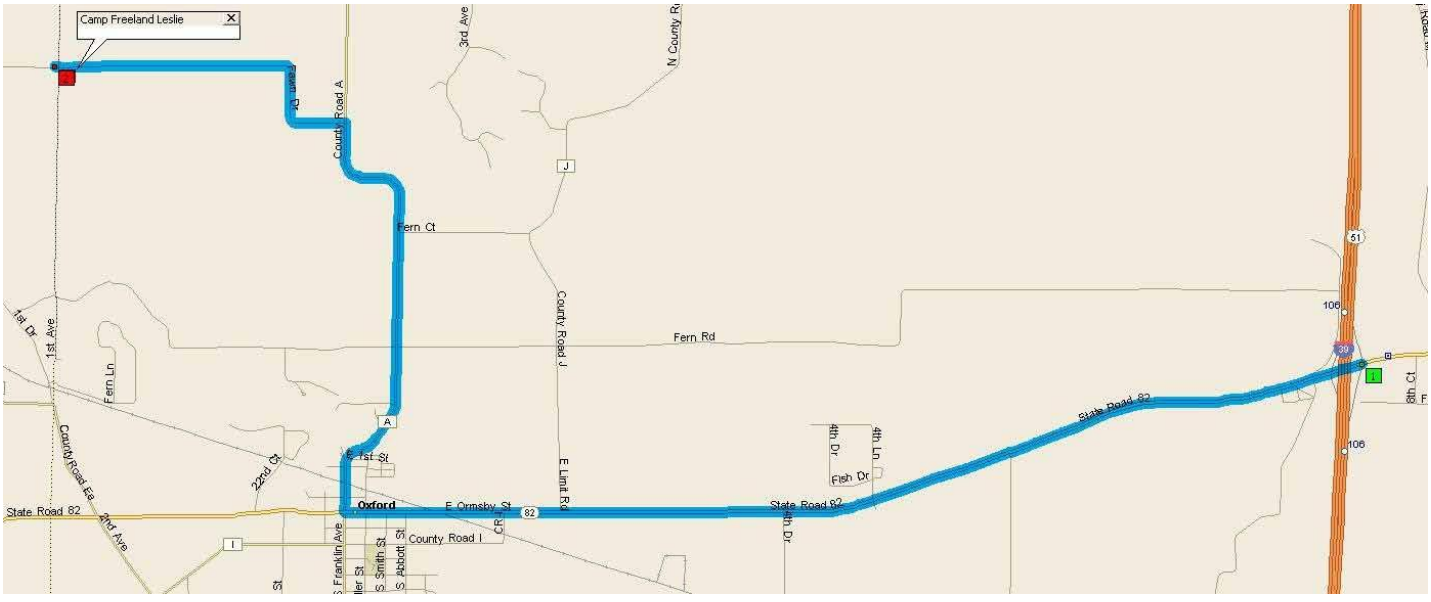

Map of Freeland Leslie Scout Reservation

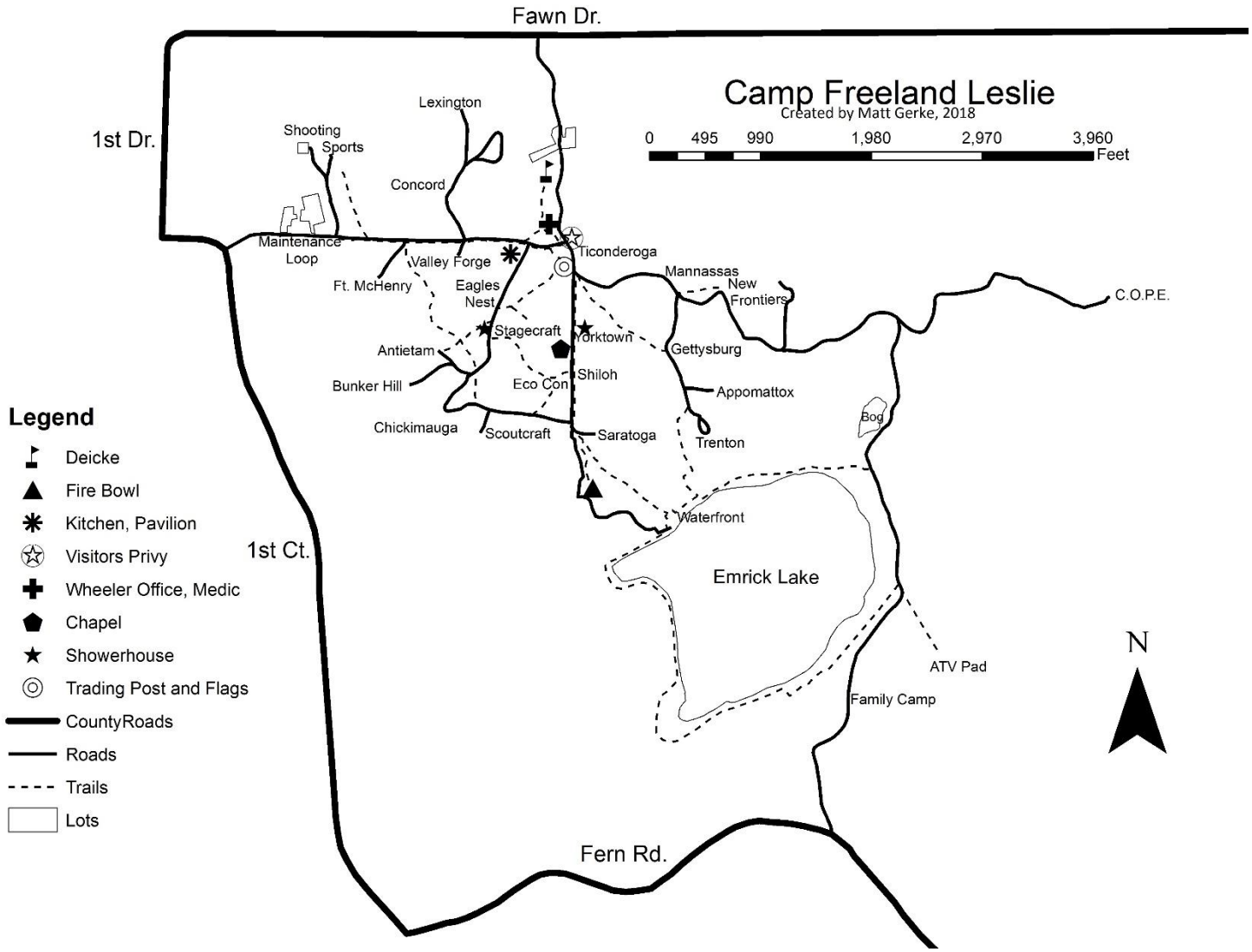

Pre-Camp Swim Test Classification Form

Unit #_____District_____Unit Leader _____

Pool Name & Location:_____Date of Swim Test_____/____/____

	Full Name (PRINT Clearly) (Draw a line through each unused row.)	Y / A	Medical Recheck	Swim Classification		
				Non-swimmer	Beginner	Swimmer
1						
2						
3						
4						
5						
6						
7						
8						
9						
10						
11						
12						
13						
14						
15						
16						
17						
18						

As the Test Administrator, I attest to the validity of each individual's swim classification listed above as of the date provided. I understand that any change in status after this date requires a reclassification test performed by an approved Test Administrator, and that changes and corrections to the above chart must be initialed and dated by the Test Administrator. I understand that incorrectly classifying a participant could endanger the health and safety of the individual. I am at least 18 years of age and hold current / valid credentials. I confirm that I have received a copy of the procedures for the testing prior to the test date. I have received a copy of Chapter Five of the BSA Aquatics Supervision Manual which can be found online at https://threefirescouncil.org/wp-content/uploads/2020/03/Aquatics-Supervision-Manual-Chapter-5-12-1-14.pdf and I have read and understand the procedures as outlined in pages 37-42 of the manual. I will direct questions on any aspect of testing to the Three Fires Council Aquatics Chair at 630-723-8886.

Test Administrator (Print)_____Signature _____

Qualification_____Council / Certifying Agency _____

I affirm that I have read and understand Chapter Five (Swim Classification Tests) of the Aquatics Supervision Manual of Scouts BSAs of America (publication #34346) which can be found online at www.freelandleslie.org. I agree to follow all procedures and comply with all requirements for Swim Classification Tests as outlined in Chapter Five. Additionally, prior to the test date I have provided a copy of Chapter Five (publication pages 37-42) to the above-named Test Administrator. I understand that the swim classification test done at a unit level must be conducted by one of the following council approved test administrators: Aquatics Instructor, BSA; Aquatics Cub Supervisor; BSA Lifeguard; BSA Swimming & Water Rescue; or other currently credentialed lifeguard or swimming instructor from a recognized agency. I understand that incomplete forms will result in a retest at camp, and that when swim tests are conducted away from camp, the camp aquatics director retains the right to review or retest any or all participants to ensure that standards have been maintained. I understand that I should use additional forms for more participants, and that youth and adult participants can be listed on the same form. I understand that this form must be brought to camp, and that individuals will be issued buddy tags at camp.

Unit Leader (Print)_____Signature

CFL Accommodation Request Form

This form must be filled out if your unit has a camper, youth or adult, who requires a dietary accommodation or physical accommodation while at camp. Use a separate form for each camper. Completed forms must be emailed to Ted.Woodlock@Scouting.org at any time or faxed directly to camp at any time after June 1, 2021. Forms must be received at least one week prior to your arrival at camp. Direct any questions to the Three Fires Council office by calling at 630-584-9250.

CFL Office Number: (608) 586-4312 Fax Number: (608) 586-4762

Dates at CFL:_____ Week at CFL: _____

Unit #:_____ Council: _____

Campsite:_____ Patrol: _____

Name (First/Last): _____ Date of Birth: _____

Parent/Guardian Name (First/Last):_____ Attending camp? YES / NO

*Parent/Guardian Signature:_____ Date: _____

*This signature authorizes Camp Management to share the medical and dietary request information on this form with appropriate camp staff.

Circle all that apply: Nut Free Gluten Free Vegetarian Dairy Free Egg Free Pork Free

Other (explain below): _____

Please note all medical and dietary requests and explain any accommodations needed below:

_____

_____

_____

_____

_____

_____

For Internal Use:

COPE and Climbing Consent Form

Please read this agreement CAREFULLY before signing. If the participant is a minor (under the age of 18), all documents must also be signed by either a parent or legal guardian. All references to "participant" are deemed to include the parent or legal guardian of any participant who is a minor.

The Three Fires Council, BSA (hereinafter referred to as TFC), Freeland Leslie COPE and off-camp climbing Program may include initiative courses, new games, ropes course, climbing towers, rock climbing, caving, backpacking, being in an TFC vehicle, using safety equipment, hiking and camping in a primitive outdoor setting. Its purposes to provide participants from elementary school through adulthood safe, challenging, outdoor experiential activities requiring problem solving, decision making, self and group awareness, trust, cooperation, care and consideration for others. The activities will be discussed in light of the Program objectives that have been predetermined by our contact person, and group leaders at your organization. The Program is not recreational.

Participant is aware in signing this form that certain elements of the Program are physically and emotionally demanding, and that not all hazards and dangers associated with the activities can be foreseen. Participant understands that certain risks, dangers and injuries including fatality, due to acts of God, inclement weather, slipping, falling, insect bites, equipment failure and all other circumstances inherent to outdoor settings, may exist in the Program's activities. Participant also agrees it is impossible for TFC to guarantee absolute safety.

Participant understands and voluntarily assumes all such risks, dangers and injuries associated with participation in this Program, and agrees that neither TFC, its directors, employees nor other representatives in any capacity shall be responsible for any loss, damages, or injuries resulting to participant, in the absence of gross negligence imputable to TFC. Participant further agrees to release, indemnify and hold TFC, its directors, officers, staff and agents harmless from or for any claims, causes of action, liabilities or damages that may arise as a result of or in connection with his/her participation in the Program.

Participant expressly agrees to obey all of the Program safety regulations and direction by the Program's leaders. Participant voluntarily assumes and accepts responsibility for all risks, dangers and injuries resulting from either his/her failure to obey safety regulations and directions of activity leaders or from the exercise of judgment by such activity leaders made in good faith based on then existing circumstances.

Participant has read and understands the above form and understands the above Participant Agreement/ Acknowledgement and Release. Participant's signature(s) on this document is also intended to bind his/her/their successors, heirs, representatives, administrators and assigns.

WITH MY PARENT(S) I have completed the BSA Annual Health and Medical Record and will assume the responsibility for restricting any activities agreed upon and listed above. I assume full responsibility for my health, and I certify that I am free of or will notify my instructor of any medical, physical or emotional conditions which might create undue risk for myself or others. I will exercise good judgment in regard to my own health, safety and well-being, while participating in the Program. If for any reason I question my ability to participate in the activity, I will tell my instructor prior to participation. ***Please dress according to the weather forecast for the entire day, keeping in mind temperatures, precipitation, sun, etc.***

Participant signature:_____Date _____

PARENT/LEGAL GUARDIAN: I certify that the Health and Medical History on my child is complete and accurate. I fully understand the occasional vigorous nature of outdoor activities. I also understand that I will be notified as soon as possible in case of an emergency. I give my consent for emergency medical treatment and hereby authorize at my expense the calling of medical personnel to provide whatever emergency medical or surgical treatment necessary.

Parent signature: _____ Date _____

Name of Insurance Company: _____

TFC may use photographs or video of youth and adults participating in the Program for the purpose of marketing and describing TFC programming. Participant agrees to the use of his/her photo taken during Program in TFC publications and tools such as: brochures, flyers, informational videos, web site, annual reports and other marketing materials.

Participant signature:_____ Date _____

Parent signature: _____ Date _____

Freeland Leslie Parent Guide

Dear Parent,

Thank you for supporting your Scouts Scouting experience by sending them to summer camp. For eight weeks every summer, Freeland Leslie becomes a place where youth can experience Scouting at its best. Led by a highly qualified, well-trained staff, Scouts will have opportunities not available anywhere else. They will try new things, meet new people, and learn responsibility, teamwork, and self-reliance.

Because we want your Scout to get the most out of camp, we have included some tips to guide you and your Scout as you prepare for this summer's adventure.

CFL CONTACT INFORMATION:

Scout's Name, Troop #, Campsite
Freeland Leslie Scout
Reservation
105 Fawn Drive
Oxford, Wisconsin 53952
Emergency Phone: 608-586-4312
Fax: 608-586-4762
Website: www.freelandleslie.org

The phone number above is to be used for emergencies only. Your Scout will be enjoying the outdoors on CFL's 470+ acres of forest, so it will take some time to locate him and get him to the phone.

ABOUT FREELAND LESLIE
CFL is located in Oxford, Wisconsin, just east of the Wisconsin Dells, and is situated on more than 470 acres of oak and pine forest. Lake Emrick, our privately-owned lake, is one of the cleanest and deepest in the state of Wisconsin.

Campers stay in a campsite with their home troop, where they sleep and work together to carry out daily tasks like cooking and cleaning. Scouts are responsible for keeping their eating area and gear clean and for keeping their personal gear in order. Camp staff works with each unit to ensure that it meets health and safety standards and works to help plan programs with the troop.

ACITIVITES
During the day, staff members work with the Scouts to help them earn merit badges and other awards, work towards BSA rank advancement, and explore other opportunities such as hikes and games. Lord Baden-Powell, the founder of Scouting, said, "Scouting is a game with a purpose," and at CFL, we make sure every program we offer is exciting, challenging, fun, and educational.

FACILITIES
Camp facilities include a modern shower house, a 24-hour Health Lodge, a well-stocked Trading Post, a dining pavilion, a waterfront for boating and swimming, tree house instructional areas, a human foosball court, a rock climbing wall, a shooting sports range, a hand-on nature center, a welding shop, and a metalworking forge. New improvements for the 2021 camping season include bike friendly operations, and merit badge schedule with more makeup time and much more. More improvements are being made each year to CFL, so check on the CFL website to watch us grow.

WHAT DO WE NEED TO DO BEFORE CAMP?
Talk to your troop leaders about camp fees. They will know when payments are due and will be able to inform you. Your Scout will also need a physical examination before camp and must bring a completed medical form. We also recommend that Scouts attend a few troop camp outings before summer camp.

MEDICAL FORMS
The latest BSA Annual Health and Medical Record (#680-001), signed by a licensed medical practitioner within the last year, is required. A photocopy of an insurance card must also be attached. Please keep a copy of this form for your records. Wisconsin state law requires us to keep the form on file at camp, so it will not be returned.

MEDICATION POLICY

All medications brought to camp MUST be kept in the original container and the unit leader must be informed. While your Scout is at camp, medications will be kept in a secured container provided by CFL and dispensed by a troop leader approved by the camp health officer. Exceptions to this policy include emergency allergy kits and inhalers, which Scouts may carry with them.

WHAT SHOULD MY SCOUT BRING?

A detailed packing list is included in the Leader Guide sent to your adult unit leaders. Ask your troop leaders for a copy of the list. The Scouts BSA Handbook also contains a packing list for long-term camping. In general, they will need the same equipment as on a typical weekend campout, but also enough clothing to last the week. Please do not send electronics to camp. These items distract Scouts from a fun and true outdoor experience at camp!

WHAT WILL MY SCOUT DO AT CAMP?

A typical daily schedule is:

6:30 AM - Wake up and begin cooking
7:30 AM - Breakfast
9:00 AM - Merit Badges and activities
12:30 PM - Lunch and rest hour
2:00 PM - Merit Badges and activities
5:30 PM - Dinner
7:00 PM - Evening activities/campfires
10:00 PM - Lights Out

Daily activities include swimming, boating, nature study, outdoor skills, shooting sports, and other outdoor fun. Each troop's program is unique and based on the needs of its Scouts. For more details about your troop's program, ask your unit leader.

WHAT WILL MY SCOUT LEARN AT CAMP?

Scouts at CFL learn many specific skills, like knife safety, swimming, or cooking. However, the most valuable things they learn are not part of any class. At our patrol-method camp, Scouts work together as a team of about eight Scouts to prepare and eat most of their meals, participate in events, and compete in games. Each Scout will have leadership opportunities and sharpen their interpersonal skills. Many of the Scouts who come to camp are leaving home for the first time. This experience will make them stronger, more independent people with the ability and initiative to do things for themselves.

WHAT IF MY SCOUT GETS HOMESICK?

Homesickness is a common problem at camp. Camp staff is trained in counseling techniques, and several staff members are specifically trained to help homesick Scouts. Our first step is always to talk to the Scout about what they likes to do at camp, and then get them doing it, which cures most cases of homesickness. More severe cases are usually the result of other problems, such as being teased. Our staff will quickly identify and solve these problems.

Although it might seem like a good solution at first, the reality is that contact with home actually *increases* homesickness. For this reason, Scouts will not be allowed to call home without permission from their troop leader. Calls from home are strongly discouraged.

CAN I SEND MAIL?

Letters and packages received at camp are always appreciated. Use the camp address given on the first page of this guide. You can also send your Scout an email during their stay at Freeland Leslie. Each day our Office Manager will check this email. Just type your Scout's name, troop number, and campsite in the subject line and we will deliver the email to your Scout's campsite. To email your Scout, click on the "Send Your Scout an Email" in the CFL Contacts list located on the www.freelandleslie.org website.

Some guidelines:

- DO ask about camp
- DO encourage them to try new things
- DON'T offer to bring them home
- DON'T say you are sad that they are gone or that the dog misses them. Please avoid telling them about the exciting things they are missing at home—even if it's true.

CAN I VISIT MY SCOUT AT CAMP?

This based on our COVID mitigation plan. Visitations to camp may be restricted. More information will be shared as we get closer to camp. In a typical summer many parents come to camp Friday night for our weekly "pig roast", and then drive home with their Scouts on Saturday. This is the ideal time to visit. If you plan to stay overnight, please inform us when checking- in to camp. Visitors, can camp in the Family Camping Area, remember to bring a tent!